

A vibrant garden scene featuring a winding stone path through a lush landscape. The path is composed of irregular, light-colored stone slabs set in a grassy area. On either side of the path are raised garden beds bordered with stacked stones, overflowing with a variety of colorful flowers including red, orange, yellow, and white blooms. The background is filled with dense green foliage and trees, creating a sense of a well-maintained and beautiful garden.

# GARDENING SIMPLIFIED

Proven Winners®  
ColorChoice®  
Landscape Guide

SUGGESTED RETAIL PRICE \$4.99

# WELCOME



Want to work toward improving your landscape but not sure where to start? That's what Gardening Simplified is all about. We took a different approach to this guide to Proven Winners shrubs this year, grouping plants according to how they may be used in your landscape. Our goal is two-fold: to help you find plants that you love and figure out where to plant them to best accentuate your home.

Whether you are considering purchasing your very first plant or you are an experienced gardener, you can count on Proven Winners shrubs for success. Why? Because we trial and test every plant for 5-10 years before introduction. We put each one through a gauntlet of challenges to ensure that they outperform everything else on the market. From larger flowers to better form, from new colors to longer bloom periods, and of course, vigorous, disease-resistant growth, we seek out the best shrubs the entire world has to offer and make sure they're good enough for your garden. Look for our plants in the distinctive white container at your local garden center.

Your success is important to us, and we work hard to provide the best gardening support in the business. If you have questions about our plants or just need a plant in your yard identified, we welcome you to get in touch on our Facebook page or at [provenwinners.com/feedback](https://provenwinners.com/feedback). You can also find lots more information about caring for our shrubs and your landscape at [provenwinners.com/shrubcare](https://provenwinners.com/shrubcare).



We hope that this issue of Gardening Simplified provides you the inspiration you need to transform your landscape into the lush retreat of your dreams, and the information that you need to get there.

From our garden to yours,  
Stacey Hirvela

Horticulturist, Proven Winners ColorChoice Shrubs



## ON THE COVER

A beautiful landscape like this one designed by Jack Barnwell ([jackbarnwelldesign.com](https://jackbarnwelldesign.com)) on Mackinac Island, Michigan looks complex, but can be easily translated to any home by breaking it down into separate components. That's exactly what this issue of Gardening Simplified aims to do. In addition to the shrubs you'll learn more about here, Proven Winners offers hundreds of colorful annuals and perennials to help you create the landscape of your dreams.

## ABOUT US



All Proven Winners shrubs begin their journey to your yard at Spring Meadow Nursery in Grand Haven, Michigan. We were founded in 1981 by Dale and Liz Deppe, who still own and run the nursery today. In the mid 1990s, Dale, along with plant hunter Tim Wood, began seeking out the best new ornamental shrubs the world had to offer. That's how we came to introduce two garden classics – Wine & Roses® weigela and 'Limelight' hydrangea – under the ColorChoice brand. In 2004, we joined with the Proven Winners brand and became Proven Winners® ColorChoice® Shrubs. Our selection now includes over 300 superior selections, all chosen to meet the same exacting standards as our original best sellers.




## TABLE OF CONTENTS

6-21	SPECIMEN PLANTS
22-41	BORDERS
42-49	HEDGES
50-63	LOW HEDGE AND EDGING
64-65	CLIMBERS
66-67	GROWING SHRUBS IN CONTAINERS
68-69	EDIBLES
70-73	FRAGRANCE
74-75	GROUNDCOVERS
76-77	HEROIC HYDRANGEAS
78-81	ROSES
82-83	WILDLIFE GARDENS
84-85	WINTER INTEREST
86-89	VARIEGATION
90-98	PLANT SPECIFICS
99	HOW TO READ OUR TAGS

## HOW TO USE THIS LANDSCAPE GUIDE

This edition of *Gardening Simplified* was written to help you spruce up your landscape, or design a whole new one, using our award winning shrubs. Instead of simply listing all of them A-Z, we've grouped them according to their landscape role – in other words, how and where they might be planted around your home and in your yard for maximum usefulness and visual impact.

HERE ARE SOME TIPS TO HELP YOU GET THE MOST FROM THIS BOOK AND GET STARTED ON A BETTER, MORE BEAUTIFUL LANDSCAPE:

1. List the plants that you like best from each section, along with any notes about what you like about them, where you might plant them, etc. If you are a Pinterest user, make a board – you can pin your favorites directly from the Proven Winners website.  [provenwinners](#)
2. Check that your list of favorites offers a range of seasonal interest. The most compelling landscapes transition through the season, with plants that are at their peak – whether with flowers, foliage, or form – at different times. Consult the chart on page 90 to discover the season(s) of interest of the plants you like best.
3. Take a tip from professional designers – print out several black and white copies of photos of your house. You may want to lighten the contrast, if necessary. Then sketch in the shapes of the plants you like to experiment with how they will actually play out in the landscape. You can draw in beds, vines, hedges, as well as individual plants this way.
4. Plant in multiples of odd numbers. Aside from specimen plants (p. 6-21), the other roles are most effective planted in multiples. Unless you are making a formal planting, such as on either side of an entryway, plan to plant multiples of odd numbers – 3, 5, or 7 – of the border plants, groundcovers, and hedges. Odd numbers are the easiest to arrange and the most visually appealing. To create continuity, plant two or more groups of three or five throughout your landscape. It's an easy way to cover a lot of ground and keep things looking neat and tidy.
5. No landscape? No problem! Nearly all of our shrubs can readily be grown in containers on balconies, patios, porches, and decks. See page 66 for our guide to growing and caring for shrubs in containers.



Look for drawings of a home, like the one above, for hints on how the plants may be positioned in your landscape for maximum enjoyment.



## NEED SPACE? MOVE SOMETHING!

Most shrubs and perennials can easily be transplanted if you want to replace something in your landscape with a new variety, or something better suited to your conditions. The very best time to do this is in early spring, but it is possible to do it during any cool weather. We recommend digging the new hole for the plant being moved as best you can first to minimize the amount of time the plant spends out of the ground. It's best to do this on cloudy days (or even during a light rain), but if it is sunny, cover the rootball with a piece of burlap or an old sheet to protect the delicate roots. Water the plant well after transplanting and keep a close eye on it the rest of the season. It will likely need extra water as it gets re-established in its new home.



## WHERE CAN I LEARN MORE ABOUT THE PLANTS?

That's exactly what the chart on page 90 is for. Rather than clutter up the photos with a lot of little details about every plant, we put them in an easy-to-read chart. There, you'll find the plant's hardiness zone (i.e., whether it will survive winter in your area), heat tolerance, size, and how much light it needs (the majority of our shrubs will grow in full sun to part sun). You can also find much more information – and more photos – at [provenwinners.com/plants/shrubs](http://provenwinners.com/plants/shrubs).

**PLANT SPECIFICS**

In this chart, you'll find a master listing of every plant in this edition of Gardening Simplified, along with all the information you need to grow your favorites successfully: how much sun it wants, how tall and wide it gets, and more. If you have additional questions about the shrubs in Gardening Simplified, visit [provenwinners.com/feedback](http://provenwinners.com/feedback) and select "Shrubs" as the category for a personal response from one of the professional horticulturists.

Name	Botanical Name	HT	WT	Light	Wind	Water	Zone	Notes
Blueberry	A. japonica 'Mitsukage' (pat.)	5'	3'	Full Sun	Low	High	5-9	Shrub
Blueberry	A. japonica 'Mitsukage' (pat.)	5'	3'	Full Sun	Low	High	5-9	Shrub
Blueberry	A. japonica 'Mitsukage' (pat.)	5'	3'	Full Sun	Low	High	5-9	Shrub
Blueberry	A. japonica 'Mitsukage' (pat.)	5'	3'	Full Sun	Low	High	5-9	Shrub
Blueberry	A. japonica 'Mitsukage' (pat.)	5'	3'	Full Sun	Low	High	5-9	Shrub

## HOW TO FIND OUR PLANTS

Proven Winners shrubs are sold at garden centers across North America. You can find one near you by clicking the "Find Our Plants" link at [provenwinners-shrubs.com](http://provenwinners-shrubs.com). If your favorite garden center does not have the plants that you want in stock, they should be able to order them for you from the grower who supplies them with our shrubs.

Retailers and landscapers: if you need a wholesale source for Proven Winners shrubs, please contact us at 1-800-633-8859 or click the "Growers and Retailers" box at the bottom of the page listed above.



## HAVE ADDITIONAL QUESTIONS? WE'RE EASY TO REACH AND ALWAYS HAPPY TO HELP:

**Facebook:** [Facebook.com/PWColorChoice](https://www.facebook.com/PWColorChoice)


**Instagram:** @PWColorChoice

**Twitter:** @Proven\_Winners

**YouTube:** [bit.ly/2BjngTa](https://bit.ly/2BjngTa)

**E-mail:** [gardening@springmeadownursery.com](mailto:gardening@springmeadownursery.com)

**Online:** [ProvenWinners.com/Feedback](http://ProvenWinners.com/Feedback)



# SPECIMEN PLANTS

YOUR LANDSCAPE'S  
MOST STYLISH  
STATEMENT

Specimen plants are those landscape elements that, because of their structure, their color, their sheer flower power, (or maybe all three!), make a dramatic statement that accents your home's architecture. Specimen shrubs tend to be larger plants (usually 5'/1.5m or taller) that are exceedingly showy at least once a year. Think of them as the plants that set your home apart from everyone else's.

The right specimen plant will make passersby stop in their tracks, but with so many options, how to pick the right one? As you look through the following pages, note which ones you are personally drawn to. Think about where they might be placed in your landscape that will accentuate features of your home's exterior, like spaces between windows, a fireplace, or the center of a large bed. Think, too, of your home's color. Is there a specimen shrub here that would really set it off, either when it is in flower, or perhaps in fall, if it develops outstanding color? The important thing is to select plants that you love and can be proud of year after year.

If you find yourself drawn to more than one plant, you don't have to pick just one! A specimen shrub is a focal point of a portion of your landscape, so there's room for multiple specimens within one yard. For maximum impact, look for plants that are at peak at different times of the year so the focus shifts through the season. And don't forget about the back and sides of your home – specimen plants aren't just for passersby. They can be a key part of your private retreat as well.



SWEETSHRUB (*Calycanthus*)

**1 | 'Aphrodite'**

Long blooming | Heat tolerant | Deer resistant

LAWSON'S FALSE CYPRESS  
(*Chamaecyparis lawsoniana*)

Cool, refreshing color | Native to western North America  
Deer resistant evergreen

**2 | PINPOINT® Blue**

**3 | PINPOINT® Blue & Gold**



## SPECIMEN PLANTS

FALSE CYPRESS (*Chamaecyparis pisifera*)

Deer resistant | Soft to the touch  
Resists pests & diseases

- 1 | **SOFT SERVE®**
- 2 | **SOFT SERVE® GOLD**

PAGODA DOGWOOD (*Cornus alternifolia*)

- 3 | **GOLDEN SHADOWS®**  
Unique small tree | Excellent choice for shade  
Fab foliage + flowers



### Landscaping Tip:

The strongly horizontal presence of Golden Shadows dogwood is balanced by planting narrow, softly textured Pinpoint Blue & Gold and Soft Serve false cypress on the opposite side. The interplay of golden tones provides visual unity year-round.







SMOKEBUSH (*Cotinus coggygria*)

Waxy, high quality foliage | Soft, smoke-like blooms in summer | Fuller and more lush than conventional smokebush

- 4 | **WINECRAFT BLACK®**
- 5 | **WINECRAFT GOLD™**

RED-TWIG DOGWOOD (*Cornus stolonifera*)

- 6 | **PUCKER UP®**


Bold texture from corrugated foliage | Slow growing; no pruning necessary | Deer resistant



## SPECIMEN PLANTS



1



2

BURNING BUSH (*Euonymus alatus*)

Outstanding fall color | More dense & compact than other burning bush

- 1 | FIRE BALL®
- 2 | UNFORGETTABLE FIRE®

PEARL-BUSH (*Exochorda* sp.)

Elegant pearl-shaped flower buds  
Versatile blue-green foliage

- 3 | SNOW DAY® 'Blizzard'
- 4 | SNOW DAY® Surprise



3



4

PEARL-BUSH (size comparison)





5

SEVEN-SON FLOWER (*Heptacodium miconioides*)

**5 | TEMPLE OF BLOOM®**

Year-round beauty | Fragrant flowers  
Beautiful peeling bark



9

ROSE OF SHARON (*Hibiscus syriacus*)

Large flowers with "powderpuff" centers | Graceful,  
elegant habit | Months of summer blooms

**6 | Blue CHIFFON®**

**7 | Lavender CHIFFON®**


**8 | Magenta CHIFFON®**

**9 | Pink CHIFFON®**

**10 | White CHIFFON®**



6



7



Blue Chiffon



8



10

## SPECIMEN PLANTS



ROSE OF SHARON (*Hibiscus syriacus*)

Pure, true colors | Graceful, elegant habit  
Low seedset – no nuisance weeds

- 1 **Azurri Blue SATIN®**
- 2 **Orchid SATIN®**
- 3 **Purple SATIN®**
- 4 **Ruffled SATIN®**



5



6



7

#### HYDRANGEA

**5 FIRE LIGHT®** (*H. paniculata*)

Big, full flowers start white and soon turn red  
Blooms last for months | The most sun-loving hydrangea

**6 LIME RICKEY®** (*H. arborescens* - Native)

Sturdy stems prevent flopping | Jade green blooms last for months | Cold and heat tolerant

**7 QUICK FIRE®** (*H. paniculata*)

The earliest blooming panicle hydrangea – enjoy an extra two (or more!) weeks of flowers | Elegant lacecap flowers start white and turn red

## SPECIMEN PLANTS

OAKLEAF HYDRANGEA (*H. quercifolia*)

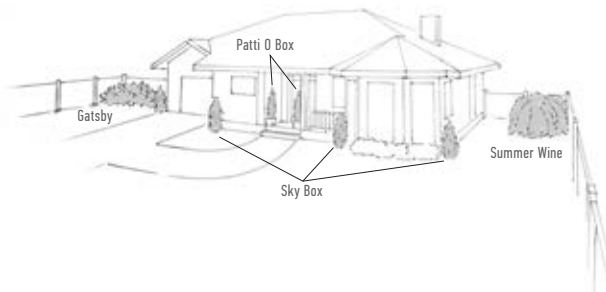
Fabulous fall color | The most shade tolerant hydrangea  
Native to North America

- 1 | **GATSBY GAL**<sup>®</sup>  
Landscape-friendly semi-dwarf habit
- 2 | **GATSBY MOON**<sup>®</sup>  
Big, full, mophead blooms
- 3 | **GATSBY PINK**<sup>®</sup>  
Lacecap flowers turn deep pink as they age
- 4 | **GATSBY STAR**<sup>®</sup>  
Enormous, star-like double blooms



### Landscaping Tip:

Patti O Box and Sky Box hollies both provide a vertical element to the landscape while Gatsby hydrangea, Coppertina and Summer Wine ninebarks help fill in corner spaces.



JAPANESE HOLLY (*Ilex crenata*)

Glossy-leaved evergreens | Easy to trim and shape  
Excellent structure for holding string lights

5 | **PATTI O BOX™**


6 | **SKY BOX™**

NINEBARK (*Physocarpus opulifolius*)

These big, bold ninebarks are best grown as specimens with plenty of light and air circulation | Deep, dramatic color works well with other colors in the landscape

7 | **COPPERTINA®**

8 | **SUMMER WINE®**



## SPECIMEN PLANTS



ELDERBERRY (*Sambucus nigra*)

Deep purple black foliage makes a dramatic statement and looks great with other colors. | Plant both varieties to get berries that attract birds

- 1 | **BLACK LACE®**
- 2 | **BLACK BEAUTY®**

RED ELDERBERRY (*Sambucus racemosa*)

- 3 | **LEMONY LACE®**

Lacy white blooms in very early spring, before the foliage emerges | Replicates the texture of Japanese maple in cold climates







ARBORVITAE (*Thuja occidentalis*)

**4 'Filips Magic Moment'**

Pyramidal evergreen with golden foliage | Naturally grows as broad pyramid with no pruning required  
A great shape for lighting at the holidays

**Landscaping Tip:**

Conical evergreens like Fluffy and Filip's Magic Moment arborvitae are often planted on either side of a front door to provide a hint of formality to a home's entrance. In this case, the plants function more or less as mirror-image specimens of one another.

ARBORVITAE (*Thuja plicata*)

**5 FLUFFY®**

Glossy golden evergreen | Creates an eye-catching soft yet bold look in the landscape

VIBURNUM (*V. x rhytidophylloides*)

**6 EMERALD ENVY®**

Evergreen with handsome corrugated foliage  
Shade tolerant and deer resistant | White spring flowers



## SPECIMEN PLANTS



**Landscaping Tip:**

Weigela has an elegant, arching habit that functions as an anchor to large beds. Select your favorite of the reblooming Sonic Bloom series for color that lasts much longer than conventional weigela.




1

REBLOOMING WEIGELA (*W. florida*)

**SONIC BLOOM®**

Reblooming weigela provide months, not just weeks, of flowers | Sun loving | Deer resistant

- 1 **SONIC BLOOM® Pink**
- 2 **SONIC BLOOM® Pearl**
- 3 **SONIC BLOOM® Pure Pink**
- 4 **SONIC BLOOM® Red**
- 5 **SONIC BLOOM® GHOST®**



Sonic Bloom® is a registered trademark of the Syngenta Group Company.

# SPECIMEN PLANTS

LILY OF THE VALLEY SHRUB (*Pieris japonica*)

**1 INTERSTELLA™**

One of the very first shrubs to bloom in early spring  
Graceful ruby blooms hang like tiny bells  
Very shade tolerant



1

ORNAMENTAL CHERRY (*Prunus incisa*)

**2 ZUZU®**

Pink powderpuff flowers in spring | Tiny leaves provide appealing texture



2

RHODODENDRON

**3 'Amy Cotta'**

Very early to bloom in spring | Smaller and heavier blooming than 'PJM'



3

**4 BLACK HAT™**

Very early to bloom in spring | Purple black foliage fall-spring

**DANDY MAN® Rhododendron**

Bold, leathery, evergreen foliage | Disease resistant and heat tolerant | Good choice for shade

**5 DANDY MAN COLOR WHEEL™**

**6 DANDY MAN® Pink**

**7 DANDY MAN® Purple**



Dandy Man Pink  
Dandy Man Purple



4



6




5



7

# BORDERS

THE SUPPORTING CAST  
OF YOUR LANDSCAPE





Some people call these foundation plants, because they are traditionally used to cover or soften your house's foundation. Whatever you call them, though, you can count on them to beautify your landscape year-round. These are plants that you can mix and match – colors, shapes, sizes – to fill in the spaces between other landscape elements. Generally speaking, the border plants on these pages are going to be shorter than 5'/1.5m and grow with a naturally appealing shape.

The spaces in your landscape that can be filled by these border plants provide the perfect opportunity to explore your favorite plants (hydrangeas, anyone?!) or to experiment with something new and compelling, like a dwarf birch or tiny pomegranate. You'll find lots of interesting choices on the following pages; as you plan your landscape, be sure to note some eye-catching evergreens: the most successful borders or foundation plantings provide a mix of foliage and flowering plants for a dynamic display every day, no matter what the season.



## BORDER PLANTS



ABELIA (*Abelia x grandiflora*)

**1 FUNSHINE®**

Gold foliage creates a very vivid effect in the landscape | Deer resistant and shade tolerant



**2**



**3**



**4**



**5**

ABELIA (*Abelia chinensis*)

**2 RUBY ANNIVERSARY®**

Hardier than most abelia | Very fragrant flowers in late summer | Deer resistant and shade tolerant

BARBERRY (*Berberis thunbergii*)

**3 SUNJOY® Tangelo**

The brightest barberry we offer | Orange foliage develops a neat green edge | Very deer resistant

**4 SUNJOY® Cinnamon**

Glowing red-orange color, particularly in spring and fall | Very deer resistant

BIRCH (*Betula x plettkei*)

**5 CESKY GOLD®**

Shrubby dwarf birch with bright gold foliage | Extremely cold tolerant | Deer resistant





7



8



9



10



11



6

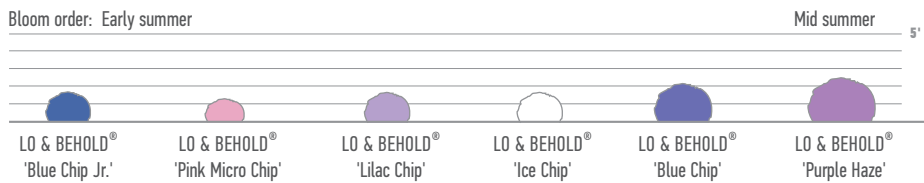
BUTTERFLY BUSH (*Buddleia*)

**LO & BEHOLD®**

Dwarf habit | Very, very long blooming | Non-invasive

- |   |                              |    |                                |
|---|------------------------------|----|--------------------------------|
| 6 | LO & BEHOLD® 'Blue Chip'     | 9  | LO & BEHOLD® 'Lilac Chip'      |
| 7 | LO & BEHOLD® 'Blue Chip Jr.' | 10 | LO & BEHOLD® 'Pink Micro Chip' |
| 8 | LO & BEHOLD® 'Ice Chip'      | 11 | LO & BEHOLD® 'Purple Haze'     |

LO & BEHOLD® SIZE, BLOOM ONSET, AND COLOR COMPARISON



## BORDER PLANTS



BUTTERFLY BUSH (*Buddleia*)

### MISS SERIES

Useful 4-5'/1.2-1.4m height | Very, very long blooming | Non-invasive

- 1 'Miss Molly'
- 2 'Miss Pearl'
- 3 'Miss Ruby'
- 4 'Miss Violet'



#### Landscaping Tip:

Butterfly bush are excellent candidates for containers, since they bloom all summer long. Use pots with good drainage, as wet soil and butterfly bush definitely don't mix.



BEAUTYBERRY (*Callicarpa*)

**5 | PEARL GLAM®**

Bright purple berries in autumn | Dark purple foliage provides season-long drama | Narrow, space-saving habit

BLUEBEARD (*Caryopteris* sp.)

Whiskered blue flowers in late summer | Loves hot, dry spots | Very resistant to deer and rabbits

**6 | BEYOND MIDNIGHT®**

Dark green foliage with deep blue blooms in August and September

**7 | LIL MISS SUNSHINE®**

Bright golden foliage

**8 | SUNSHINE BLUE® II**

More cold tolerant than other yellow-leaf bluebeards



6



5



7



8

## BORDER PLANTS



### SCOTCH BROOM (*Cytisus scoparius*)

Bright spring color | Thrives in dry, sunny spots  
Very deer resistant

- 1 | **SISTER DISCO®**
- 2 | **SISTER REDHEAD®**
- 3 | **SISTER ROSIE®**

### DEUTZIA

#### 4 | **CHARDONNAY PEARLS®**

Dainty white flowers in spring | Deer resistant  
Chartreuse foliage all season

**Landscaping Tip:**

Spring flowering shrubs like the ones on this page are irresistible, but be sure to mix them with other shrubs and perennials that flower at different times of the year to keep your landscape colorful and interesting all the way up til frost.



**FORSYTHIA**

Smaller habits means these forsythia play well with other plants | Packed with blooms from stem to tip | Shade tolerant and deer resistant

- 5 | **SHOW OFF STARLET™**
- 6 | **SHOW OFF® SUGAR BABY®**



**BOTTLEBRUSH (*Fothergilla x intermedia*)**

7 | **LEGEND OF THE FALL™**

Outstanding red fall color | Fragrant white flowers in spring | Shade tolerant, native to North America



## BORDER PLANTS



**Landscaping Tip:**

Use Lil' Kim rose of Sharon in a decorative container to enhance and diversify your patio plantings.



ROSE OF SHARON (*Hibiscus syriacus*)

### LIL KIM® Series

Dwarf rose of Sharon make perfect garden plants  
Months of colorful blooms each summer  
Three colors to choose from

- 1 | LIL' KIM®
- 2 | LIL KIM® Red
- 3 | LIL KIM® Violet

ROSE OF SHARON (*Hibiscus x*)

### 4 | POLLYPETITE®

Naturally grows with a neat, rounded, dwarf habit | Large purple flowers all summer  
Very handsome deep green foliage



**BORDER PLANTS**







1



2



3



4



5



6

BIGLEAF HYDRANGEA (*H. macrophylla*)

### LET'S DANCE® Series

Developed in Michigan for better performance in cold climates | Big, colorful flowers | Reblooming means more flowers summer through fall

- 1 **LET'S DANCE® BIG EASY®**  
Extra large pink blooms
- 2 **LET'S DANCE® BLUE JANGLES®**  
Smallest, most compact rebloomer
- 3 **LET'S DANCE DIVA!™**  
Enormous lacecap blooms
- 4 **LET'S DANCE® RAVE®**  
The best rebloomer
- 5 **LET'S DANCE® RHYTHMIC BLUE®**  
Big, blue mophead blooms
- 6 **LET'S DANCE® Starlight**  
Elegant, reliable lacecap

## BORDER PLANTS

PANICLE HYDRANGEA (*H. paniculata*)

**1 BOBO®**

Smothered with lacy white flowers in summer  
Dwarf variety is a fraction of the size of other  
panicle hydrangeas | Very hardy and reliable



PANICLE HYDRANGEA (*H. paniculata*)

**2 LITTLE QUICK FIRE®**

Dwarf version of first-to-bloom Quick Fire  
hydrangea | Lacecap flowers start white and  
turn red | Months of blooms

PANICLE HYDRANGEA (*H. paniculata*)

**3 ZINFIN DOLL®**

Big cone-shaped blooms transition from white  
to deep pink | Early to bloom and color, ideal for  
cool climates | Landscape-friendly habit



MOUNTAIN HYDRANGEA (*H. serrata*)


### TUFF STUFF™ SERIES

Hardier and more reliable than bigleaf hydrangea | Colorful lacecap flowers lend an informal look | Reblooming

- 4 **TUFF STUFF™**  
Pink or purple blooms
- 5 **TINY TUFF STUFF™**  
Small size, delicate blooms
- 6 **TUFF STUFF™ Red**  
Deep pink flowers
- 7 **TUFF STUFF AH-HA®**  
Outstanding rebloomer



Tuff Stuff hydrangea stays within 2-3' tall, making it a great fit in tight spaces.



## BORDER PLANTS



NINEBARK (*Physocarpus opulifolius*)

1 | **GINGER WINE®**

Magnificently colorful foliage, especially the new growth | White flower clusters in spring | Superior disease resistance

2 | **SUMMER WINE® Black**

Deep purple foliage looks good with everything | Fine texture | Small, upright habit

Dwarf ninebarks, half the size of others | Colorful foliage | Late spring brings clusters of white flowers

3 | **TINY WINE®**

4 | **TINY WINE® Gold**



SPIREA (*Spiraea x*)

**4 | DOUBLE PLAY DOOZIE®**

The only reblooming Japanese spirea! | Blooms for months, not just weeks | Seedless



4

SPIREA (*Spiraea japonica*)

**5 | DOUBLE PLAY® Gold**

Cheerful golden foliage | Purple flowers in late spring | Shade tolerant and deer resistant



5



6

ORNAMENTAL POMEGRANATE (*Punica granatum*)

**6 | PEPPY LE POM™**

Dwarf pomegranate mixes easily with other plants  
Super bright orange flowers | Grow in a container in colder climates

## BORDER PLANTS

CORALBERRY (*Symphoricarpos sp.*)

**1 | PROUD BERRY®**

Bubble-like pink berries in late summer and fall | Very tough and durable | Shade tolerant and deer resistant

ARBORVITAE (*Thuja occidentalis*)

Contributes shape, color, and texture | Stays a tidy little ball without pruning | Native to North America, shade tolerant

**2 | ANNA'S MAGIC BALL®**

**3 | TATER TOT™**

NORTHERN WITHE-ROD VIBURNUM

(*Viburnum cassinoides*)

**4 | LIL DITTY®**

Very dwarf viburnum | Handsome glossy foliage and lacy white flowers | Native to North America, shade tolerant

VIBURNUM (*Viburnum x.*)

**5 | SHINY DANCER®**

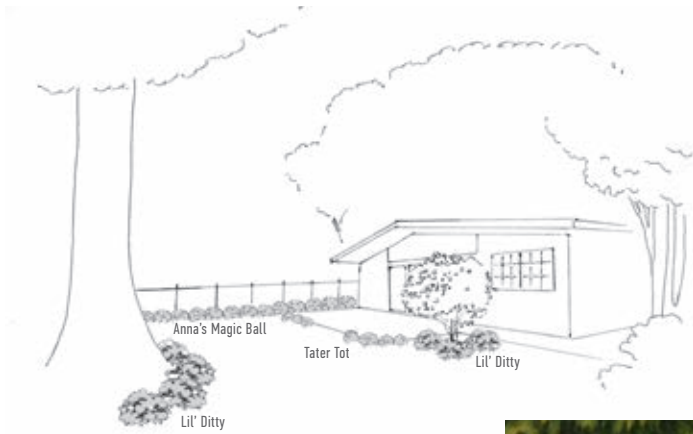
Glossy, leathery, evergreen foliage makes a handsome foliage accent | Lacy white flowers | Shade tolerant

CHASTETREE (*Vitex agnus-castus*)

**6 | BLUE DIDDLEY®**

Dwarf variety mixes well with other plants | Dramatic blue flower spikes in summer | Sun-loving





**Landscaping Tip:**

Viburnums are invaluable shrubs for landscaping: not only are they handsome, but they thrive in sun or shade, resolving that all-too-common problem of achieving continuity in your landscape when you have various light conditions.



## BORDER PLANTS






WEIGELA (*W. florida*)

### CZECHMARK Series

More flowers than conventional weigela | Sun loving and deer resistant | Three bright colors to choose from


- 1 | CZECHMARK SUNNY SIDE UP®
- 2 | CZECHMARK TRILOGY™
- 3 | CZECHMARK TWOPINK®







**Landscaping Tip:**  
Weigela attract hummingbirds and butterflies, so place them within view of a window so that you can enjoy the display whether indoors or out.



WEIGELA (*W. florida*)

**4 FINE WINE®**

Neat, rounded habit works well among other plants | Dark purple foliage with pink flowers in late spring

**SNIPPET® Series**


Dwarf weigela take up much less space than old-fashioned varieties | Reblooming – flowers beyond just late spring

**5 SNIPPET® Dark Pink**

**6 SNIPPET LIME®**

# HEDGES

LIVING ARCHITECTURE FOR THE LANDSCAPE



Hedges are some of the hardest working plants in the garden, fulfilling the important role of providing privacy and enclosure. While this function is of particular importance in areas where neighbors are nearby, hedges have long been implemented in very large spaces to delineate separate areas or create a strong structural statement.

Before we get to the plant listings, let's first dispel a few hedge myths. First, they needn't be evergreen. Though arborvitae (*Thuja sp.*)

is probably the shrub most people think of for hedging, larger panicle hydrangeas like 'Limelight' make a fabulous flowering hedge, as do forsythia and quince. Second, they don't need to be tightly clipped and formal. Some of the nicest hedges are simply left to be themselves, with no fussy pruning or trimming. Third, a hedge doesn't have to be hundreds of feet long – just three or more of the shrubs on the following pages can create a useful, effective hedge, even in an average sized yard.



1

FLOWERING QUINCE (*Chaenomeles speciosa*)

**DOUBLE TAKE™ SERIES**

Thornless! No painful pricklers to contend with | Big, colorful, double flowers | Long blooming, even in hot climates

- 1 | **DOUBLE TAKE ORANGE™**
- 2 | **DOUBLE TAKE PEACH™**
- 3 | **DOUBLE TAKE PINK™**
- 4 | **DOUBLE TAKE SCARLET™**



2



3

FORSYTHIA

- 5 | **SHOW OFF®**

Large forsythia is perfect for flowering hedge  
Each stem packed with blooms, from root to tip.  
Shade tolerant and deer resistant



4



5

**HEDGING PLANTS 5 ft. and taller**



1



2





3

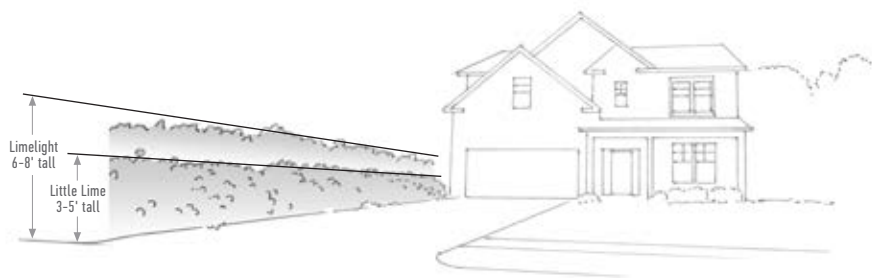
SMOOTH HYDRANGEAS (*H. arborescens*)

Enormous blooms all summer long | Sturdy stems won't flop over | Rock-solid reliability

- 1 | **INCREDIBALL®**
- 2 | **INCREDIBALL® Blush**

PANICLE HYDRANGEA (*H. paniculata*)

- 3 | **'Limelight'**  
A classic for a floriferous summer hedge | Reliable and easy care | Flowers last for months



**Landscaping Tip:**

One 'Limelight' hydrangea is spectacular; a whole hedge of them is unforgettable! For a short version, try Little Lime hydrangea (p. 54) which reaches just about half the height.

## HEDGING PLANTS 5 ft. and taller



1

### BLUE HOLLY (*Ilex x meserveae*)

Glossy evergreen foliage with classic holly shape  
Maintains handsome shape without pruning | Plant one male Castle Wall holly to get berries on up to seven Castle Spire female hollies

- 1 **CASTLE SPIRE®**
- 2 **CASTLE WALL®**

### PRIVET (*Ligustrum sp.*)

- 3 **GOLDEN TICKET™**

A non-invasive alternative to the ultimate hedge plant! | Glossy, bright golden foliage | Fragrant flowers in early summer

### CHINESE FRINGE-FLOWER (*Loropetalum chinense*)

- 4 **JAZZ HANDS BOLD™**


Big, showy flowers and foliage | Maintains deep purple color all season | Heat tolerant and deer resistant



2



3



4



Golden Ticket

#### Landscaping Tip:

Privet got its name because it is so widely used to provide privacy around homes, particularly from the street. It can be trimmed into a formal shape or allowed to stay natural, depending on the look you are going for. If trimming, plan to do so in late spring, after the new growth has emerged.



5



6



7

JUNIPER (*Juniperus chinensis*)

**5 GIN FIZZ™**

Heavy set of beautiful blue and green berries  
Tough and durable evergreen | Deer resistant  
and sun loving

PUSSYWILLOW (*Salix sp.*)

**6 BLACK CAT®**

Spring brings hundreds of fuzzy black catkins  
Super tough and durable | Fast growing

SPIREA (*Spiraea nipponica*)

**7 WEDDING CAKE®**

An old-fashioned favorite for flowering hedges  
Thousands of white blooms in spring | Shade  
tolerant and deer resistant

## HEDGING PLANTS 5 ft. and taller

ARBORVITAE (*Thuja occidentalis*)

### 1 | POLAR GOLD®

Cheerful golden evergreen | Makes a colorful no-maintenance hedge | Native to North America

WESTERN ARBORVITAE (*Thuja plicata*)

### 2 | SPRING GROVE®

Fast growing large evergreen | Glossy, bold foliage has a unique braided look | More deer resistant than other types of arborvitae

WEIGELA (*W. florida*)

### 3 | WINE & ROSES®

Makes a very colorful hedge | Pink flowers in late spring | Sun loving and deer resistant





## SPACE SAVING HEDGES

These plants naturally grow with a super straight and narrow habit – known as “fastigate” – that makes them perfect for using as a hedge where you can’t afford to give up a lot of ground space. These all make stunning specimen plantings as well.

ROSE OF SHARON (*Hibiscus syriacus*)

Naturally grow as narrow, flower-covered pillars  
Long blooming | Two color options

- 4 | **PURPLE PILLAR®**
- 5 | **WHITE PILLAR®**

BUCKTHORN (*Rhamnus frangula*)

- 6 | **FINE LINE®**  
Non-invasive | Narrow foliage provides an exotic texture | Space saving, no pruning required

ELDERBERRY (*Sambucus nigra*)


- 7 | **LACED UP®**  
A column of lacy black foliage gives a stunning effect in the landscape | No pruning required  
Deer resistant

YEW (*Taxus x media*)

- 8 | **STONEHENGE™**  
Dark evergreen foliage | No pruning required  
Very shade tolerant

ARBORVITAE (*Thuja occidentalis*)

- 9 | **NORTH POLE®**  
Narrow and space saving, yet fast growing  
Fragrant evergreen foliage | Native to North America



# LOW HEDGE and EDGING

A LITTLE STRUCTURE GOES A LONG WAY





Low hedges accomplish all the elegance and structure of traditional privacy hedges, but at a smaller scale. This allows them to be used in other areas in the landscape, such as alongside a patio, as you see here, or simply lining the front edge of a bed to provide refreshing consistency and simplicity (crucial elements of every good landscape). Low hedges create a nice, clean line that helps to manage more unruly plants – not unlike the way this low barberry hedge keeps the roses behind it in line.

The shrub suggestions on the following pages are all under 5'/1.5' or so, and can stand on their own in the landscape or be mixed with other plants. They're an ideal solution for those looking for a more understated approach to landscape, as well as those who need a little discipline to help tame their wilder design instincts.



## LOW HEDGE



1

ABELIA (*A. x grandiflora*)

**1 | SUNNY ANNIVERSARY®**

Cheerful yellow blooms for months in summer  
Low growing, with elegant, arching branches  
Deer resistant and shade tolerant



2

ARONIA (*A. melanocarpa*)

**2 | LOW SCAPE HEDGER™**

Naturally low and narrow habit | White spring flowers and outstanding fall color | One of the toughest, most durable plants around



3

BARBERRY (*Berberis thunbergii*)

**3 | SUNJOY GOLD PILLAR™**

A pillar of bright gold foliage | Orange fall color  
Deer resistant and sun-loving

BUTTERFLY BUSH (*Buddleia sp.*)

**PUGSTER® SERIES**

Dwarf plants with huge flowers | Very fragrant and long blooming | Deer resistant

- 4 | PUGSTER® Amethyst**
- 5 | PUGSTER BLUE®**
- 6 | PUGSTER PERIWINKLE®**
- 7 | PUGSTER PINK®**
- 8 | PUGSTER WHITE®**





## LOW HEDGE

BOXWOOD (*Buxus sempervirens*)

### 1 NORTH STAR®

Glossy evergreen foliage | Naturally grows with a rounded globe shape | Very deer resistant and shade tolerant

BOXWOOD (*Buxus microphylla*)

### 2 SPRINTER®

Faster growing than conventional boxwood for speedy, lush coverage | Glossy evergreen foliage | Very deer resistant and shade tolerant

PANICLE HYDRANGEA (*H. paniculata*)

### 3 LITTLE LIME®

All the beauty of 'Limelight' in just half the size! | Blooms every year with big, jade-green flowers | Super easy to grow and reliable

ST. JOHN'S-WORT (*Hypericum kalmianum*)

Native shrub with yellow sunburst flowers in early-mid summer | Handsome blue foliage makes a nice accent in the landscape | Very deer resistant; loves sunny, dry spots

### 4 BLUES FESTIVAL®

### 5 SUNNY BOULEVARD®

INKBERRY HOLLY (*Ilex glabra*)

### 6 GEM BOX®

Native evergreen with a neat, globe shape | Stays lush and full to the ground | Tiny white flowers in spring


### 7 STRONGBOX®

Native evergreen with a squat, rounded shape | Stays lush and full to the ground | Tiny white flowers in spring

BLUE HOLLY (*Ilex x meserveae*)

### 8 CASTLE KEEP™

A low-growing evergreen holly with a rounded shape | Bright red berries in winter (pollinator required) | Very glossy deep green foliage





## LOW HEDGE



DWARF CRAPEMYRTLE (*Lagerstroemia indica*)

### INFINITINI® SERIES

Shrubby dwarf crapemyrtles are perfect for a flowering hedge | Hardier than most crapemyrtles – thrive even in USDA zone 6 | Six bright and summery colors to pick from

- 1 | INFINITINI® Brite Pink
- 2 | INFINITINI® Magenta
- 3 | INFINITINI® Orchid
- 4 | INFINITINI® Purple
- 5 | INFINITINI WATERMELON®
- 6 | INFINITINI® White





CHINESE FRINGE-FLOWER (*Loropetalum chinense*)  
Naturally dwarf loropetalum needs no pruning  
Evergreen foliage maintains deep purple color all year  
Deer resistant

- 7 | **JAZZ HANDS® Dwarf Pink**
- 8 | **JAZZ HANDS® Dwarf White**



NINEBARK (*Physocarpus opulifolius*)

- 9 | **FESTIVUS GOLD®**  
Dwarf golden ninebark | Won't burn in full sun  
Provides long-lasting color every year

PYRACOMELES (*×Pyracomeles*)

- 10 | **JUKE BOX®**  
Tidy evergreen with appealing tiny leaves | Heat  
tolerant | Rounded habit can be shaped as desired

REBLOOMING AZALEAS (*Rhododendron x*)

- 11 | **PERFECTO MUNDO™ Double Pink**  
Evergreen azalea blooms for months, not  
mere weeks | Resistant to lacebug | Thrives in  
mild climates



## LOW HEDGE

REBLOOMING AZALEAS (*Rhododendron x*)

### BLOOM-A-THON®

Reblooming azaleas provide months of color | A classic choice for warm climate landscapes | Five colorful options

- 1 BLOOM-A-THON® Hot Pink
- 2 BLOOM-A-THON® Lavender
- 3 BLOOM-A-THON® Pink Double
- 4 BLOOM-A-THON® Red
- 5 BLOOM-A-THON® White



JAPANESE SPIREA (*Spiraea japonica*)

### DOUBLE PLAY® SERIES

Very durable and easy to grow in sun or shade | Selected for colorful foliage and flowers | Deer resistant

- 6 DOUBLE PLAY® ARTISAN®
- 7 DOUBLE PLAY® BIG BANG™
- 8 DOUBLE PLAY® BLUE KAZOO®
- 9 DOUBLE PLAY® PINK
- 10 DOUBLE PLAY® RED

BIRCHLEAF SPIREA (*Spiraea betulifolia*)

### 11 GLOW GIRL®


Neat gold foliage makes a tidy and colorful hedge  
White flowers in spring | Very cold tolerant

WEIGELA (*W. florida*)


### 12 SPILLED WINE®

A shorter version of Wine & Roses weigela that's perfect for low hedging | Dark purple foliage with pink flowers | Sun loving and deer resistant





# GREAT PLANTS FOR EDGING



What's the difference between a low hedge and edging? It's mostly just a matter of height: low hedge plants are taller, which means they function more like walls. Shorter edging plants serve a role a bit more like a rug or carpet, staying much shorter. They are perfect for providing a definitive, structural punctuation for the edge of a bed or planting.

ABELIA (*A. sp.*)

## 1 PINKY BELLS®

A tidy cushion of evergreen foliage | Pink flowers are the largest of any abelia | Shade tolerant and deer resistant

ARONIA (*Aronia melanocarpa*)

## 2 LOW SCAPE MOUND™

Naturally grows as a neat little mound | Covered with white flowers in spring | A unique yet very durable form of our native aronia



BARBERRY (*Berberis thunbergii*)

**SUNJOY® Series**

Easy care color | Deer resistant

- 3 | **SUNJOY® Gold Beret**  
Smallest gold leaf barberry
- 4 | **SUNJOY MINI MAROON®**  
Non-invasive variety with deep purple foliage
- 5 | **SUNJOY TODO™**  
Non-invasive variety with purple-red leaves
- 6 | **SUNJOY® Mini Saffron**  
A neat mound of gold
- 7 | **SUNJOY® Mini Salsa**  
Deep red color and a tight, tidy habit

MIRRORBUSH (*Coprosma repens*)

**WAX WINGS™ Series**

Super glossy, colorful evergreen foliage | Thrives in warm climates; can be brought indoors for winter in cold areas | Deer resistant

- 8 | **WAX WINGS™ Gold**
- 9 | **WAX WINGS™ Lime**
- 10 | **WAX WINGS™ Orange**

## EDGING



1

SCOTCH BROOM (*Cytisus scoparius*)

### 1 | **SISTER GOLDEN HAIR®**

Unique low-growing variety | Very large bright yellow flowers | Deer resistant and sun-loving

DYER'S GREENWOOD (*Genista lydia*)

### 2 | **BANGLE®**

Bright yellow pea-shaped flowers in early spring  
Tiny grey-green leaves contribute unusual texture  
Deer resistant and sun-loving

JAPANESE HOLLY (*Ilex crenata*)

### 3 | **BRASS BUCKLE®**

Super dwarf evergreen | Glossy foliage provides year-round color | Never needs pruning or shaping

CHINESE FRINGE-FLOWER (*Loropetalum chinense*)

### 4 | **JAZZ HANDS MINI™**

The smallest variety available – no pruning necessary | Deep purple foliage all year long  
Deer resistant




Sister Golden Hair Scotch broom



2



3



4

POTENTILLA (*P. fruticosa*, aka *Dasiphora fruticosa*)

### HAPPY FACE® Series

One of the longest blooming plants: flowers from late spring through frost | Very deer resistant | Four colors to choose from

- 5 | **HAPPY FACE® White**
- 6 | **HAPPY FACE HEARTS®**
- 7 | **HAPPY FACE® Pink Paradise**
- 8 | **HAPPY FACE® Yellow**

SPIREA (*Spiraea x.*)

### 9 | **DOUBLE PLAY® CANDY CORN®**

The most colorful spirea around! | Very petite size needs no pruning or maintenance | Thrives in sun and shade; deer resistant

VIBURNUM (*V. plicatum* var. *tomentosum*)

### 10 | **WABI SABI®**

Strongly horizontal habit makes a dramatic statement | Very showy lacecap flowers in mid-late spring | Shade tolerant and deer resistant

WEIGELA (*W. florida*)

### 11 | **MIDNIGHT WINE®**

Near-black foliage works with any color of plants or house | Attractive wavy leaves | Very deer resistant



# CLIMBERS

## AWARD-WINNING CLEMATIS

Specially selected from some of the best clematis breeders in Europe, our collection of reliable, easy-to-grow clematis will help you find the success you've always sought with this beautiful but often tricky vine. Pick your favorite color(s), plant, and watch your dream garden grow.

- 1 **BROTHER STEFAN®**
- 2 **'Diamond Ball'**
- 3 **HAPPY JACK® PURPLE**
- 4 **JOLLY GOOD™**
- 5 **MADAME MARIA®**
- 6 **PINK MINK®**
- 7 **STILL WATERS™**
- 8 **'Viva Polonia'**



Get the look of a lush, vertical garden without all the maintenance and work! Climbing plants offer the chance to cover walls, fences, pergolas, arbors, railings, and trees with beautiful living color.






FALSE HYDRANGEA VINE  
(*Schizophragma hydrangeoides*)

**11 | ROSE SENSATION™**

Slow growing and shade tolerant | In early summer, marbled pink and white sepals surround fragrant flowers



HONEYSUCKLE (*Lonicera periclymenum*)

**9 | 'Scentsation'**

Non-invasive honeysuckle | Fruit-scented blooms  
Deer resistant and sun-loving

VIRGINIA CREEPER (*Parthenocissus quinquefolia*)

**10 | 'Red Wall'**

Selected for bright, consistent red fall color  
Super durable and tough | Climbs on its own –  
no need to train it carefully



# GROWING SHRUBS IN CONTAINERS

Gardeners across North America frequently write us to ask if they can grow our shrubs in containers, and we are happy to say that our answer is always an enthusiastic yes. Garden designers have been doing it for centuries, as it's a perfect way to enjoy year-round beauty and structure anywhere you can set a pot. Here are a few simple guidelines to help assure your success.

## PLANT SELECTION

Technically speaking, any of our 300+ shrubs can be grown in a container. However, if you are planning to keep the shrub in its container all year round, many recommend selecting a plant that is a zone or two hardier than your actual zone (i.e., if you live in zone 5, look for plants that are hardy to zone 3 or 4). This is a very conservative guideline, as it is perfectly possible to be successful with a shrub that is hardy only to your zone, though it does depend somewhat on the plant itself, the container you've selected, and other climatic conditions, such as snow cover, rain, and duration of winter.

## CONTAINER SELECTION

The easiest way to determine the right container to start with is to use the size of the plant that you purchase:

White Proven Winners pot size	Decorative container diameter
1 gallon	10-14"
2 gallon	12-16"
3 gallon	14-18"
5+ gallon	20"+

Look for containers that are proportionally high to wide — you want a good volume of soil for the roots to fill. Plus, too small of a container will make watering a real chore. The container must have plenty of open drainage holes in the bottom so that water will flow freely out instead of backing up in the pot.

**IMPORTANT:** Clay and ceramic containers may crack or break when exposed to freezing temperatures, which not only destroys the container but may kill the plant as well. If you live in a cold climate, you must select decorative containers made of materials that can stand up to the weather: plastic, resin, fiberglass, wood, or metal.

## PLANTING

It may be tempting to fill your container with old plastic bottles or packing peanuts or other such materials. However, we strongly recommend against this: it does nothing to help drainage and actually decreases the volume of soil available for the roots to grow into, which means you'll have to transplant sooner or water more frequently. Instead, fill the entire volume of the container with a good fresh potting mix. There's no need to look for any kind of fancy potting soil, either: anything that's suitable for containers will work for shrubs.

**TIP:** If you want to prevent soil from washing out the drainage holes, place a small scrap of newspaper or a coffee filter over the holes. This won't hinder drainage and is very effective at retaining soil.

## CONTAINER CARE – SPRING-FALL

Because of the relatively small volume of soil around the roots, shrubs in containers can dry out quickly and will need frequent watering. The hotter and sunnier the weather, the more water the plant will need. Plan to water at least once a week in cool conditions and three or more times a week in warm or hot weather. There are a few simple ways to check if your plant needs water — stick a bamboo stake about 8" into the soil and pull it out. If it comes out dry, water is likely necessary. If it comes out muddy or has moist soil crumbs sticking to it, check it again in a day or two. If your pot is not too large or heavy, you can also try lifting it. If it feels very lightweight, water is necessary.

**TIP:** The high peat content in most potting mixes can cause the soil to pull away from the side of the container, so that when you water, it flows down the sides and out the bottom without actually watering the plant. Direct the water to the soil surface rather than the sides, and when you see water coming out the bottom, don't assume you've watered enough — check the actual soil to see that you have.



## CONTAINER CARE – WINTER

Provided the shrub is hardy (i.e., able to survive winter) in your area, it should stay outdoors all year. Bringing cold tolerant plants indoors for winter is tricky at best: the fresh air, fluctuating temperatures, and changing day length outside all serve as seasonal cues for the plant's life cycle. If you wish, you may move the container with the plant to a sheltered area out of the harshest winds.

Just because a plant has gone dormant for winter does not mean its water needs have disappeared. In warm climates, shrubs in containers should be checked for water at least twice a week. In cold areas, once every 10 days or so should be sufficient. If the soil is dry, it's not necessary to water like in the summer, with water coming out the bottom. Simply wetting the top inch or so of soil is enough to stave off potential winter drought stress.

## TRANSPLANTING

Provided its needs for space and proper growing conditions are met, your shrub can grow happily in its container for three years or so, maybe even longer. You'll know it's time to transplant out into the landscape or into a larger container when it becomes very difficult to keep watered, wilts frequently, and/or falls over frequently.





**DON'T FEEL LIKE POTTING UP A SHRUB YOURSELF?**

Make it easy and get Decked Out, our new line of ready-to-enjoy shrubs in decorative containers, at your local garden center! They are the perfect way to get some instant garden gratification that lasts more than just one season. Look for this tag as you shop.



# EDIBLES

Eat with your eyes as well as your mouth with these landscape-worthy edibles. These plants accent your outdoors while providing delicious, homegrown flavor to your table. Whether you grow your own berry patch or simply add an edible accent to the landscape, these plants provide a little something extra.



SWEET BAY (*Laurus nobilis*)

**1 SICILIAN SUNSHINE®**

Bright golden foliage refreshes this classic evergreen | Bay leaves may be harvested and used fresh or dried | Can be grown in a container and brought indoors in cold climates

SWEETBERRY HONEYSUCKLE (*Lonicera caerulea*)

**SUGAR MOUNTAIN® Series**

Sweet blue berries on large plants are delicious fresh or dried | Sugar Mountain Blue set fruit without a pollinator, or plant with Sugar Mountain Eisbär for larger and more abundant berries | Shade tolerant and deer resistant



**2 SUGAR MOUNTAIN® Blue**

**3 SUGAR MOUNTAIN® Eisbär**

JAPANESE HASKAPS (*Lonicera caerulea*)

**4 YEZBERRY® Series**

Sweet blue berries are delicious fresh or made into jams and sauces | Yezberry Solo needs no pollinator; plant with any others for a more abundant crop | The only dwarf haskaps on the market make Yezberry a space-saving choice



GOJI (*Lycium barbarum*)

**5 RED ZEPPELIN™**

Large berries make for easy harvesting and use | Use fresh or dried (sweetness is enhanced through drying) | Stake and prune for space-saving narrow plant

**LIFEBERRY® Series**

Use fresh or dried (sweetness is enhanced through drying) | Stake and prune for space-saving narrow plant

**6 Big LIFEBERRY®**

**7 Sweet LIFEBERRY®**





# FRAGRANCE

Every landscape should include at least one fragrant plant. Their ephemeral scent not only sparks precious memories but creates new ones for the next generation. These fabulously fragrant shrubs can fill many different roles in your landscape, so pick a few favorites, find a spot for them (ideally near a window or walkway, where you can enjoy their aroma frequently when they are in bloom), and begin making your own scented memories.

ROSE (*Rosa sp.*)

**1 | AT LAST®**

Old-fashioned fragrance combined with modern-day disease resistance | Blooms continuously early summer-frost | Very low maintenance

FRAGRANT ABELIA (*A. mosanensis*)

**2 | SWEET EMOTION®**

Cold tolerant abelia grows even in zone 4  
Jasmine-scented blooms in mid-late spring  
Deer resistant and shade tolerant

SWEETSPIRE (*Itea virginica*)

Long, fountain-like flowers emit a honey scent  
Distinctive burgundy-red fall color | Very shade tolerant and deer resistant

**3 | LITTLE HENRY®**

**4 | SCENTLANDIA®**

MOCK ORANGE (*Philadelphus coronarius*)

**5 | ILLUMINATI TINY TOWER™**

Unique narrow, extremely upright habit  
Sweetly perfumed flowers in late spring/early summer | Deer resistant

SUMMERSWEET (*Clethra alnifolia*)

**6 | SUGARTINA® 'Crystalina'**

Space-saving dwarf version of this native shrub | Sweet vanilla-scented spikes in summer  
Outstanding bright yellow fall color

**7 | VANILLA SPICE®**

Extra-large vanilla scented summer blooms  
Shade tolerant native shrub | Excellent fall color

CLEMATIS (*C. x*)

**8 | 'Sweet Summer Love'**

Super easy to grow clematis with cherry-vanilla scented summer blooms | Saturated color  
Fast growing once established

1



2



3



4



5



6



7



8

## FRAGRANT PLANTS



2



1



3



4



REBLOOMING LILAC (*Syringa x*)

### **BLOOMERANG®**

Bloom in spring with other lilacs then, after a brief rest, bloom again summer-fall | Resists diseases that spoil the foliage of other lilacs | Sun loving and deer resistant

- 1 | **BLOOMERANG® Dark Purple**
- 2 | **BLOOMERANG® Purple**
- 3 | **BLOOMERANG® Dwarf Pink**
- 4 | **BLOOMERANG® Dwarf Purple**

LILAC (*Syringa x*)

- 5 | **SCENT AND SENSIBILITY™ Pink**

Unique low-growing, wide spreading habit provides new landscape uses | Very fragrant pink flowers | Sun loving and deer resistant

LILACS (*Syringa x hyacinthiflora*)

The most fragrant lilacs we offer! | Perfect to create a fragrant hedge or show-stopping specimen | Sun-loving and deer resistant

- 6 | **SCENTARA® Double Blue**
- 7 | **SCENTARA PURA™**

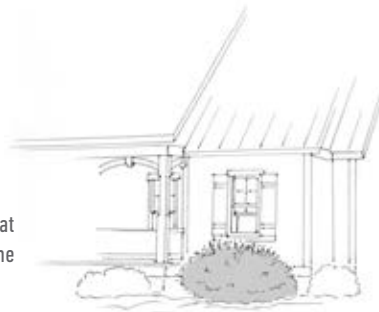
KOREANSPICE VIBURNUM (*V. carlesii*)

Deliciously fragrant flowers in spring | Spice Baby is a dwarf variety; Spice Girl offers showy pink flower buds

- 8 | **SPICE GIRL®**
- 9 | **SPICE BABY™**



Plant fragrant flowering shrubs near a window or doorway so that the scent can waft into your home on the breeze.



Scent and Sensibility Pink



5




6



7




8



9

# GROUNDCOVERS



3


The idea of a plant that spreads and covers the ground, keeping down weeds and turning the area into a lush carpet of green, is probably familiar to most. But there are choices beyond pachysandra and ivy – shrubs make excellent durable groundcovers as well, and are just as low maintenance. Consider these plants for the ground cover role in your landscape.



ARONIA (*A. melanocarpa*)

**1 GROUND HOG™**


Naturally grows with a dense, rug-like habit  
Makes a carpet of white flowers in spring and purple berries in late summer | One of the toughest and most durable plants around – grows just about anywhere



COTONEASTER (*C. procumbens*)

**2 LITTLE DIPPER®**

Nifty textural effect | White spring flowers develop into tiny, apple-like berries in summer | Perfect for planting along walls, both low and high



DEUTZIA (*D. sp.*)

Smothered in bell-shaped blooms of pink or white in spring | Purple fall color | Very tough and durable – sun loving and deer resistant

**3 YUKI SNOWFLAKE®**

**4 YUKI CHERRY BLOSSOM®**



JUNIPER (*Juniperus chinensis*)

**5 MONTANA MOSS™**

Evergreen with irresistible texture | Cool blue foliage | Sun loving and deer resistant

JUNIPER (*Juniperus horizontalis*)

**6 GOOD VIBRATIONS® Gold**

Native evergreen with bright golden foliage | Soft to the touch | Sun loving and deer resistant



SIBERIAN CYPRESS (*Microbiota decussata*)

**7 CELTIC PRIDE®**

Evergreen takes on russet color in winter | Grows well even in shade | Very deer resistant and cold tolerant





# HEROIC HYDRANGEAS

The Invincibelle® series of hydrangeas is so versatile in the landscape that they deserve a spotlight of their own. They're improved versions of the classic 'Annabelle' hydrangea with strong stems, a range of sizes, reblooming, and best of all, different colors. They provide new ways to bring the beauty, reliability, and easy care of this North American native hydrangea to your landscape. Hardy to USDA Zone 3.

1

SMOOTH HYDRANGEA (*H. arborescens*)

- 1 **INVINCIBELLE LIMETTA®**
- 2 **INVINCIBELLE MINI MAUVETTE®**
- 3 **INVINCIBELLE® Ruby**
- 4 **INVINCIBELLE WEE WHITE®**
- 5 **INVINCIBELLE® Spirit II**

This particular hydrangea does even more than beautify your landscape – one dollar from every plant sold is donated to the Breast Cancer Research Foundation®. We've raised over a million dollars so far, and we're not stopping there. We're working toward another million to fund even more life-saving research.



# ROSES




3



Every landscape needs a rose – and with Proven Winners roses, there’s one for every landscape! We put every rose through a vigorous trial, evaluating for resistance to black spot and powdery mildew. If it passes that test, only then do we even start to consider if it’s beautiful enough to merit introduction. Our roses offer a range of sizes, habits, flower types, and colors; they rebloom all season without deadheading, too. The only secret to success? Plant them in full sun (at least six hours a day).

Using roses in the landscape is easy, as they can be planted in just about any of the design roles. Here’s a look at our varieties and how others have implemented them around their homes.

- 1 OSO EASY® Cherry Pie
- 2 OSO EASY® Double Pink
- 3 OSO EASY DOUBLE RED™
- 4 OSO EASY HOT PAPRIKA®
- 5 OSO EASY® ITALIAN ICE®
- 6 OSO EASY LEMON ZEST™
- 7 OSO EASY® Mango Salsa
- 8 OSO EASY® Paprika



## ROSES



2



- 1 OSO EASY® Peachy Cream
- 2 OSO EASY® Petit Pink
- 3 OSO EASY® Pink Cupcake
- 4 OSO EASY PLEASY™
- 5 OSO EASY® URBAN LEGEND®
- 6 RINGO™
- 7 SUÑORITA™
- 8 LIVIN LA VIDA®




Oso Easy Petit Pink

Oso Easy Urban Legend

Oso Easy Peachy Cream

# WILDLIFE GARDENS



Your landscape can appeal to more than just people – it can provide a sanctuary for animals, from bees and butterflies to birds and big bucks, and everything in between. These plants are particularly well-suited to welcoming wildlife, and are worthy of pride of place in your landscape.



1



2



3



4



5



6

VIBURNUM (*V. x rhytidophylloides*)

**1 | RED BALLOON®**

Rugged leathery foliage is deeply ridged  
White spring flowers become bright red berries  
Deer resistant and shade tolerant

VIBURNUM (*V. dentatum* var. *deamii*)

Very glossy dark green foliage | White flowers become blue berries if planted together | Native viburnums are ideal for a hedging or backdrop

**2 | ALL THAT GLITTERS®**

**3 | ALL THAT GLOWS®**

VIBURNUM (*V. dentatum*)

**4 | BLUE MUFFIN®**

Native shrub | White flowers develop blue berries if a pollinator, like Chicago Luster, is planted nearby

LINDEN VIBURNUM (*V. dilatatum*)

Big, bold viburnums for privacy or screening | Shade tolerant and deer resistant | Plant together for colorful berries on both

**5 | CARDINAL CANDY®**

**6 | TANDOORI ORANGE®**

WITHEROD VIBURNUM (*V. nudum*)

**7 | BRANDYWINE™**

Ivory berries turn bright pink then blue in late summer and autumn – no pollinator required!  
Outstanding red-burgundy fall color | Native, deer resistant, and shade tolerant



BUTTONBUSH (*Cephalanthus occidentalis*)

**8 | SUGAR SHACK®**

Unusual, globe-like, fragrant flowers in mid-summer | Flowers become showy red spheres after blooming | Deer resistant native is half the size of wild forms

SILKY DOGWOOD (*Cornus amomum*)

**9 | RED ROVER®**

Native shrub with amazing fall color | White flowers in spring | Deer resistant

DIERVILLA (*Diervilla* sp.)

**KODIAK® Series**

Colorful foliage, especially in fall and spring  
Small yellow flowers all summer long | A practically zero-maintenance native shrub

**10 | KODIAK® Black**

**11 | KODIAK® Orange**

**12 | KODIAK® Red**



# WINTER INTEREST



Winter need not be a dull season, at least in terms of your landscape. With proper planting choices, it can remain colorful and interesting, even if it's way too cold to ever actually enjoy it from the outdoors. Position one of these shrubs to be viewed from a window you look out of frequently – like the window over your sink, or near your favorite chair – and feel your seasonal outlook improve considerably.

1

WINTERBERRY (*Ilex verticillata*)

These native hollies lose their leaves in autumn, revealing big, colorful berries | Tolerant of shade and wet soil | One male plant will pollinate up to five female plants

- 1 BERRY POPPINS®
- 2 BERRY HEAVY®
- 3 BERRY HEAVY® Gold
- 4 LITTLE GOBLIN® Red
- 5 LITTLE GOBLIN® Orange

MALE POLLINATORS:

Note: Use either of these male selections for females to get berries.

- 6 LITTLE GOBLIN® Guy
- 7 MR. POPPINS®



RED-TWIG DOGWOOD (*Cornus sericea*)

8 ARCTIC FIRE®

Bright red stems autumn-spring | Shade-tolerant native shrub | Half the size of conventional versions

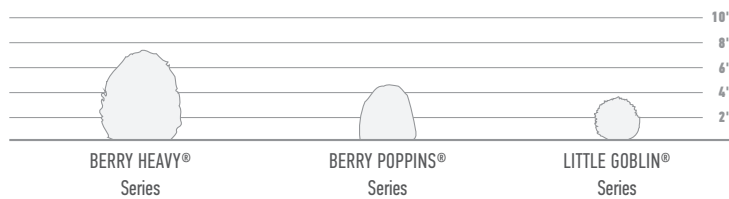
BLOOD-TWIG DOGWOOD (*Cornus sanguinea*)

9 ARCTIC SUN®

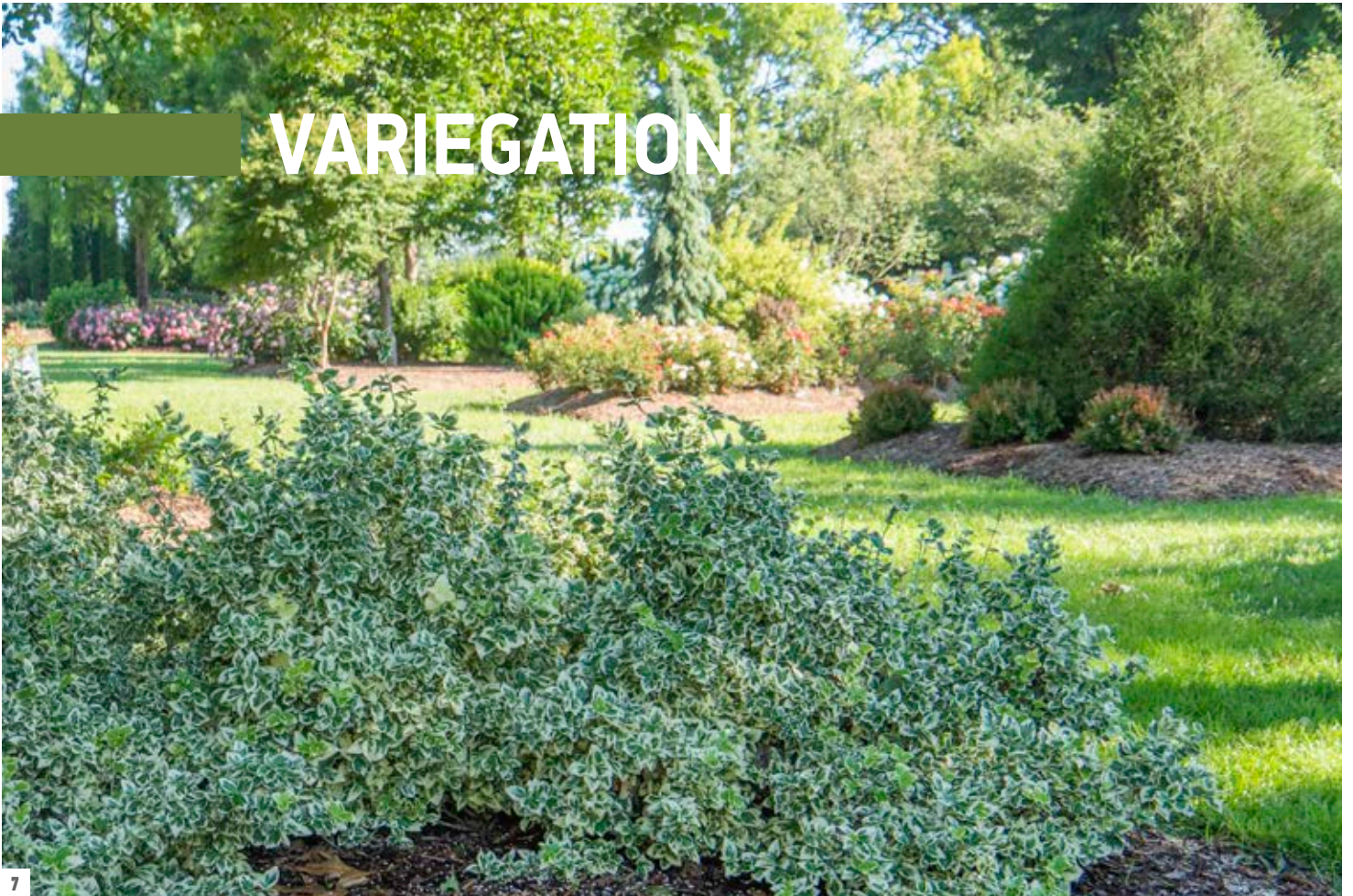
Yellow and orange stems autumn-spring | Shade tolerant | Much smaller than conventional versions



ILEX SIZE AND HABIT COMPARISON CHART



# VARIEGATION



Flowers are fabulous, but it's the foliage that really does the heavy lifting of keeping a plant beautiful and interesting beyond that sometimes brief period. Variegated shrubs – those with leaves of white, yellow, or pink, combined with green – are a no-brainer way to liven up the landscape beyond the bloom time. Another advantage of variegated shrubs: they are often more shade tolerant than their all-green kin.

BARBERRY (*Berberis thunbergii*)

**1 | SUNJOY SEQUINS™**

New growth emerges splashed with white and emerald green | Pink color develops in cool weather | Extremely deer resistant

BUTTERFLY BUSH (*Buddleia davidii*)

**2 | 'Summer Skies'**

Bold, bright yellow foliage splotted with green | Fast growing for a lush, tropical look | Very deer resistant

DEUTZIA (*D. gracilis*)

**3 | CRÈME FRAICHE®**

Ideal for colorful, fine texture and ground level | White bell-shaped flowers in spring | Deer resistant

ROSES OF SHARON (*Hibiscus syriacus*)

Colorful foliage gives these roses of Sharon more landscape interest than other varieties | Powderpuff double flowers | Slow growing, with an appealing semi-dwarf habit

**4 | SUGAR TIP®**

**5 | SUGAR TIP® Gold**

WINTERCREEPER (*Euonymus fortunei*)

Glossy evergreens brighten dry shade | Grow as a groundcover or edging | Clean, consistent variegation

**6 | GOLD SPLASH®**

**7 | WHITE ALBUM®**



## VARIEGATED PLANTS

### CHINESE FRINGE-FLOWER (*Loropetalum chinense*)

Unique purple and pink variegation summer-winter  
Very deer resistant | Makes a striking specimen or eye-catching hedge

- 1 | **JAZZ HANDS VARIEGATED™**
- 2 | **JAZZ HANDS NIGHT MOVES®**

### AZALEA (*Rhododendron x*)

- 3 | **BOLLYWOOD®**

Bold variegation combined with bright pink spring flowers | Semi-evergreen | Perfect for brightening shady spots

### ELDERBERRY (*Sambucus racemosa*)

- 4 | **INSTANT KARMA®**

Plant as a striking specimen or hedge | Lacy white flowers develop into purple berries if a pollinator is present | Deer resistant

### SPIREA (*Spiraea japonica*)

- 5 | **DOUBLE PLAY® PAINTED LADY®**

Streaks of green and bright yellow | Purple flowers in late spring | Shade tolerant and deer resistant

### WEIGELA (*W. florida*)

- 6 | **MY MONET®**

Versatile, petite habit | White edges take on pink tones in cool weather | Pink trumpet-shaped blooms in late spring

- 7 | **MY MONET PURPLE EFFECT™**

Versatile, petite habit | White edges take on purple tones in cool weather | Heavy set of pink flowers

- 8 | **MY MONET® 'Sunset'**

Versatile petite habit | Sunset-hued foliage is especially vivid in autumn | Deer resistant







5



6



7



8

# PLANT SPECIFICS

In this chart, you'll find a master listing of every plant in this edition of Gardening Simplified, along with all the information you need to grow your favorites successfully: how much sun it wants, how tall and wide it gets, and more. If you have additional questions about the shrubs in Gardening Simplified, visit [provenwinners.com/feedback](http://provenwinners.com/feedback) and select "Shrubs" as the category for a personal response from one of our professional horticulturists.

Name	Botanical Name	USDA Zone	AHS Zone	Height	Width	Spacing	Exposure	Habit	Season of Interest				Pruning (if needed)	Page #
									Sp	Su	F	W		
Abelia   <i>Abelia</i>														
Funshine®	<i>A. x grandiflora</i> 'Minacara1' ppaf	6	9	2-3'	2-3'	2-3.5'	☉ ◐	Mounded	• • •			Early Spring	24	
Ruby Anniversary®	<i>A. chinensis</i> 'Keiser' pp#21,632	5	9	4-6'	4-6'	5-6'	☉ ◐	Arching Mound	• • •			Early Spring	24	
Sunny Anniversary®	<i>A. x grandiflora</i> 'Minduo1' pp#24,445, cbr#5236	6	9	3-4'	3-4'	3-4'	☉ ◐	Mounded	• • •			Early Spring	52	
Pinky Bells®	<i>A.</i> 'Lynn' pp#20,604	6	9	2-3'	3-4'	4-5'	☉ ◐	Low Mounded	• • •			After Flowering	60	
Sweet Emotion®	<i>A. mosanensis</i> 'SMNAMDS' pp#27,370, cbraf	4	8	5-6'	5-6'	5-7'	☉ ◐	Upright	• • •			After Flowering	70	
Arborvitae   <i>Thuja</i>														
Anna's Magic Ball®	<i>T. occidentalis</i> 'Anna van Vloten' pp#25,868, cbr#5284	3	7	10-15"	10-15"	10-15"	☉ ◐	Globe	• • • •			Seldom Needed	38	
'Filips Magic Moment'	<i>T. occidentalis</i> 'Filips Magic Moment' pp#21,974, cbr#5285	3	7	6-8'	1-3'	2-4'	☉ ◐	Pyramidal	• • • •			Early Summer	17	
Fluffy®	<i>T. plicata</i> 'SMNTPGF' ppaf, cbraf	5	8	5-10'	2-3'	3-5'	☉ ◐	Pyramidal	• • • •			Seldom Needed	17	
North Pole®	<i>T. occidentalis</i> 'Art Boe' pp#22,174, cbr#3912	3	7	10-15'	3-5'	5-7'	☉ ◐	Pyramidal	• • • •			Early Summer	49	
Polar Gold®	<i>T. occidentalis</i> 'SMT0YB' pp#25,388, cbraf	3	7	12-15'	4-6'	4-7'	☉ ◐	Pyramidal	• • • •			Early Summer	48	
Spring Grove®	<i>T. plicata</i> 'Grovepli'	5	8	25-30'	10-12'	12-15'	☉ ◐	Pyramidal	• • • •			Early Summer	48	
Tater Tot™	<i>T. occidentalis</i> 'SMNTOBAB' ppaf, cbraf	3	7	1-2'	1-2'	1-2'	☉ ◐	Globe	• • • •			Seldom Needed	38	
Aronia   <i>Aronia</i>														
Ground Hog™	<i>A. melanocarpa</i> 'UCONNAM012' ppaf, cbraf	3	9	8-14"	3'	3-4'	☉ ◐	Spreading	• • • •			Rarely Needed	75	
Low Scape Hedger™	<i>A. melanocarpa</i> 'UCONNAM166' pp#28,831, cbraf	3	9	3-5'	2-3'	2-3'	☉ ◐	Upright	• • • •			Rarely Needed	52	
Low Scape Mound™	<i>A. melanocarpa</i> 'UCONNAM165' pp#28,789, cbraf	3	9	1-2'	2'	2-3'	☉ ◐	Low Mound	• • • •			Rarely Needed	60	
Azalea   <i>Rhododendron</i>														
Bloom-A-Thon® Hot Pink	<i>R.</i> 'RLH1-11P1' pp#27,900	7	9	3.5-4.5'	3-4'	3-4'	☉ ◐	Mounded	• • • •			After Spring Bloom	58	
Bloom-A-Thon® Lavender	<i>R.</i> 'RLH1-4P19' pp#21,476	7	9	3.5-4.5'	3-4'	3-4'	☉ ◐	Mounded	• • • •			After Spring Bloom	58	
Bloom-A-Thon® Pink Double	<i>R.</i> 'RLH1-2P8' pp#21,477	7	9	3.5-4.5'	3-4'	3-4'	☉ ◐	Mounded	• • • •			After Spring Bloom	58	
Bloom-A-Thon® Red	<i>R.</i> 'RLH1-1P2' pp#21,562	7	9	3-4'	3'	3-4'	☉ ◐	Mounded	• • • •			After Spring Bloom	58	
Bloom-A-Thon® White	<i>R.</i> 'RLH1-3P3' pp#21,512	7	9	2.5-3'	2.5-3'	2.5-3'	☉ ◐	Mounded	• • • •			After Spring Bloom	58	
Bollywood®	<i>R.</i> 'Farrow' pp#22,209	6	9	2-3'	2-3'	2-3'	☉ ◐	Mounded	• • • •			After Flowering	88	
Perfecto Mundo™ Double Pink	<i>R.</i> 'NCRX3' ppaf, cbraf	6b	9	2-3'	2-3'	2-3'	☉ ◐	Mounded	• • • •			After Spring Bloom	57	
Barberry   <i>Berberis thunbergii</i>														
Sunjoy® Cinnamon	<i>B. t.</i> 'Celeste' pp#24,586	4	8	4-5'	4-5'	4-6'	☉	Mounded	• • • •			Seldom Needed / Summer	24	
Sunjoy® Gold Beret	<i>B. t.</i> 'Talago' pp#20,602	4	8	0.5-1'	1-1.5'	1.5-2'	☉	Low Mounded	• • • •			Seldom Needed / Summer	61	
Sunjoy Gold Pillar™	<i>B. t.</i> 'Maria' pp#18,082	4	8	3-4'	1.5-2'	2-3'	☉	Columnar	• • • •			Seldom Needed / Summer	50 52	
Sunjoy Mini Maroon®	<i>B. thunbergii</i> 'NCBT1' ppaf, cbraf	4	8	2-3'	2-3'	3-4'	☉	Mounded	• • • •			Seldom Needed / Summer	61	
Sunjoy® Mini Saffron	<i>B. t.</i> 'Kasia' pp#24,817	4	8	1.5-2'	2-2.5'	2-3'	☉	Low Mounded	• • • •			Seldom Needed / Summer	61	
Sunjoy® Mini Salsa	<i>B. t.</i> 'Mimi' pp#24,841	4	8	1.5-2'	1.5-2'	2-3'	☉	Low Mounded	• • • •			Seldom Needed / Summer	61	
Sunjoy Sequins™	<i>B. thunbergii</i> 'SMNBTSA' ppaf	4	8	2-3'	3-4'	3-5'	☉ ◐	Upright	• • • •			Seldom Needed / Summer	86	
Sunjoy® Tangelo	<i>B. t.</i> 'O'Byrne' pp#26,546	4	8	3-4'	3-4'	3-4'	☉	Upright Mound	• • • •			Seldom Needed / Summer	24	
Sunjoy Todo™	<i>B. x</i> 'NCBX1' pp#29,504, cbraf	4	8	1.5-2'	1.5-2'	2-3'	☉	Mounded	• • • •			Seldom Needed / Summer	61	
Beautyberry   <i>Callicarpa</i>														
Pearl Glam®	<i>C. x</i> 'NCCX2' pp#28,312, cbraf	5	8	4-5'	4-5'	4-5'	☉	Upright	• • • •			Spring	27	

○ Full sun = 6+ hours of sun/day ● Part sun/part shade = 4-6 hours/day or filtered light through the day ● Shade = fewer than 4 hours of sun/day  
 Don't know your hardiness zone? Find it here: [planthardiness.ars.usda.gov](http://planthardiness.ars.usda.gov). Canadian gardeners can visit [www.planthardiness.gc.ca/](http://www.planthardiness.gc.ca/).

Name	Botanical Name	USDA Zone	AHS Zone	Height	Width	Spacing	Exposure	Habit	Season of Interest				Pruning (if needed)	Page #
									Sp	Su	F	W		
Birch   <i>Betula</i>														
Cesky Gold™	<i>B. x plettkei</i> 'Golden Treasure' cbr#5637	2	7	2-4'	2-4'	2-4'	○ ●	Upright Mound	•	•	•		Late Spring	24
Bluebeard   <i>Caryopteris</i>														
Beyond Midnight®	<i>C. x clandonensis</i> 'CT-9-12' pp#27,426, cbr#5414	5	9	2-2.5'	2-2.5'	2-3'	○	Mounded		•	•		Early Spring	27
Lil' Miss Sunshine®	<i>C. x clandonensis</i> 'Janice' pp#22,160	5	9	2.5-3'	2.5-3'	2.5-3'	○	Mounded		•	•		Early Spring	27
Sunshine Blue® II	<i>C. incana</i> 'SMNCVH' pp#28,093, cbr#	5	9	3'	3'	3.5'	○	Mounded		•	•		Early Spring	27
Bottlebrush   <i>Fothergilla</i>														
Legend of the Fall™	<i>F. x intermedia</i> 'ALICE' ppaf, cbr#	5	9	4-5'	4-5'	5-6'	○ ●	Mounded	•		•		After Flowering	29
Boxwood   <i>Buxus</i>														
North Star®	<i>B. sempervirens</i> 'Katerberg' pp#15,998	5	9	2-2.5'	2-2.5'	2-4'	○ ●	Round	•	•	•	•	Early Summer	54
Sprinter®	<i>B. microphylla</i> 'Bulthouse' pp#25,896, cbr#5282	5	9	2-4'	2-4'	2-4'	○ ●	Round	•	•	•	•	Early Summer	54
Buckthorn   <i>Rhamnus frangula</i>														
Fine Line®	<i>R. f.</i> 'Ron Williams' pp#14,791	2	7	5-7'	2-3'	2-4'	○ ●	Columnar	•	•	•		Seldom Needed	49
Burning Bush   <i>Euonymus alatus</i>														
Fire Ball®	<i>E. a.</i> 'Select'	4	8	5-7'	5-7'	5-8'	○	Mounded			•		Seldom Needed / Spring	10
Unforgettable Fire®	<i>E. a.</i> 'Hayman' pp#21,634, cbr#4389	4	8	4-6'	4-6'	4-7'	○	Mounded			•		Seldom Needed / Spring	10
Butterfly Bush   <i>Buddleia</i>														
Lo & Behold® 'Blue Chip'	<i>B. x</i> 'Blue Chip' pp#19,991, cbr#3602	5	9	2-2.5'	2-2.5'	2-3'	○	Mounded		•	•		Spring	25
Lo & Behold® 'Blue Chip Jr.'	<i>B.</i> 'Blue Chip Jr.' pp#26,581, cbr#5620	5	9	1.5-2.5'	1.5-2.5'	1.5-3'	○	Mounded		•	•		Spring	25
Lo & Behold® 'Ice Chip'	<i>B.</i> 'Ice Chip' pp#24,015, cbr#4664	5	9	1.5-2'	2-2.5'	2-3'	○	Mounded		•	•		Spring	25
Lo & Behold® 'Lilac Chip'	<i>B.</i> 'Lilac Chip' pp#24,016, cbr#4663	5	9	1.5-2'	2-2.5'	2-3'	○	Mounded		•	•		Spring	25
Lo & Behold® 'Pink Micro Chip'	<i>B.</i> 'Pink Micro Chip' pp#26,547, cbr#5612	5	9	1.5-2'	1.5-2'	1.5-2.5'	○	Mounded		•	•		Spring	25
Lo & Behold® 'Purple Haze'	<i>B.</i> 'Purple Haze' pp#24,514, cbr#4447	5	9	2-3'	3'	3-4'	○	Spreading Mound		•	•		Spring	25
'Miss Molly'	<i>B.</i> 'Miss Molly' pp#23,425, cbr#4446	5	9	4-5'	4-5'	4-5'	○	Mounded		•	•		Spring	26
'Miss Pearl'	<i>B.</i> 'Miss Pearl' pp#28,553, cbr#	5	9	4-5'	4-5'	4-5'	○	Mounded		•	•		Spring	26
'Miss Ruby'	<i>B.</i> 'Miss Ruby' pp#19,950, cbr#3603	5	9	4-5'	4-5'	4-5'	○	Mounded		•	•		Spring	26
'Miss Violet'	<i>B.</i> 'Miss Violet' pp#28,448, cbr#	5	9	4-5'	4-5'	4-5'	○	Mounded		•	•		Spring	26
Pugster® Amethyst	<i>B.</i> 'SMNBDL' ppaf, cbr#	5	9	2'	2'	2'	○	Spreading		•	•		Spring	53
Pugster Blue®	<i>B.</i> 'SMNBDBT' pp#28,794, cbr#	5	9	2'	2'	2'	○	Spreading		•	•		Spring	53
Pugster Periwinkle®	<i>B.</i> 'SMNBDO' pp#28,796, cbr#	5	9	2'	2'	2'	○	Spreading		•	•		Spring	53
Pugster Pink®	<i>B.</i> 'SMNBDPT' pp#28,836, cbr#	5	9	2'	2'	2'	○	Spreading		•	•		Spring	53
Pugster White®	<i>B.</i> 'SMNBDW' pp#28,795, cbr#	5	9	2'	2'	2'	○	Spreading		•	•		Spring	53
'Summer Skies'	<i>B.</i> 'Summer Skies' pp#22,465	5	9	4-5'	4-5'	5-6'	○	Mounded		•	•		Spring	87
Buttonbush   <i>Cephalanthus occidentalis</i>														
Sugar Shack®	<i>C. o.</i> 'SMCOSS' pp#26,543, cbr#5124	4	10	3-4'	3-4'	3-4'	○ ●	Upright		•	•		Early Spring	83
Chastetree   <i>Vitex</i>														
Blue Diddley®	<i>V. agnus-castus</i> 'SMVACBD' pp#26,614	5	9	3-6'	3-6'	3-7'	○	Upright		•			Early Spring	38
Chinese Fringe-Flower   <i>Loropetalum chinense</i>														
Jazz Hands Bold™	<i>L. c.</i> 'Kurenai Daiou' pp#27,748	7b	9	5-6'	5-6'	6-7'	○ ●	Mounded		•	•	•	After Flowering	46
Jazz Hands® Dwarf Pink	<i>L. c.</i> 'Kurenai' pp#27,750	7b	9	1-3'	3'	3-4'	○ ●	Low Mounded		•	•	•	After Flowering	57
Jazz Hands® Dwarf White	<i>L. c.</i> 'Hakuou' pp#27,751	7b	9	1-3'	3'	3-4'	○ ●	Low Mounded		•	•		After Flowering	57
Jazz Hands Mini™	<i>L. c.</i> 'Beni Hime' pp#27,752	7b	9	1'	3'	3-4'	○ ●	Low Mounded		•	•	•	After Flowering	62
Jazz Hands Night Moves®	<i>L. c.</i> 'Suzuki' ppaf	7b	9	2-4'	2-4'	4-5'	○ ●	Mounded		•	•	•	After Flowering	88
Jazz Hands Variegated™	<i>L. c.</i> 'Irodori' pp#27,713	7b	9	4-6'	4'	4-5'	○ ●	Mounded		•	•	•	After Flowering	88

○ Full sun = 6+ hours of sun/day ● Part sun/part shade = 4-6 hours/day or filtered light through the day ● Shade = fewer than 4 hours of sun/day  
 Don't know your hardiness zone? Find it here: [planthardiness.ars.usda.gov](http://planthardiness.ars.usda.gov). Canadian gardeners can visit [www.planthardiness.gc.ca/](http://www.planthardiness.gc.ca/).

Name	Botanical Name	USDA Zone	AHS Zone	Height	Width	Spacing	Exposure	Habit	Season of Interest				Pruning (if needed)	Page #
									Sp	Su	F	W		
<b>Clematis   Clematis</b>														
Brother Stefan®	<i>Clematis</i> 'Stefan Franczak' pp#27,664, cbr#f	4	9	5-7'	5-7'	4-6'	○ ◐	Climbing	•				Early Spring	64
'Diamond Ball'	<i>Clematis</i> 'Diamond Ball' pp#24,045, cbr#5158	4	9	5-6'	2-3'	2-3'	○ ◐	Climbing	•				Early Spring	64
Happy Jack® Purple	<i>Clematis</i> 'Zojapur' pp#20,343	5	9	6-8'	3-4'	4-5'	○ ◐	Climbing	•				Early Spring	64
Jolly Good™	<i>Clematis</i> 'Zojogo'	4	9	6-7'	2-3'	2-3'	○ ◐	Climbing	•				Early Spring	64
Madame Maria®	<i>Clematis</i> 'Maria Sklodowska Curie'	4	9	5-7'	2-3'	2-3'	○ ◐	Climbing	•				Early Spring	64
Pink Mink®	<i>Clematis</i> 'Krakowiak' pp#24,374, cbr#5159	4	9	9-10'	6-6.5'	6-6.5'	○ ◐	Climbing	•				Early Spring	64
Still Waters™	<i>Clematis</i> 'Zostiwa' pp#20,372	5	9	4-7'	2-3'	2-3'	○ ◐	Climbing	•				Early Spring	64
'Sweet Summer Love'	<i>Clematis</i> 'Sweet Summer Love' pp#24,044, cbr#5303	4	9	10-15'	6-10'	6-10'	○ ◐	Climbing	•				Early Spring	71
'Viva Polonia'	<i>Clematis</i> 'Viva Polonia' pp#27,753, cbr#5790	4	9	4-6'	4-6'	3-5'	○ ◐	Climbing	•				Early Spring	64
<b>Coral Berry   Symphoricarpos</b>														
Proud Berry®	S. 'Sofie' pp#21,226	3	7	3-4'	3-4'	4-5'	○ ◐	Upright			•		Early Spring	38
<b>Cotoneaster   Cotoneaster</b>														
Little Dipper®	<i>C. procumbens</i> 'Gerald' pp#22,760	5	8	0.5-1'	3-4'	4-5'	○ ◐	Spreading	•		•		Rarely Needed	75
<b>Crapemyrtle   Lagerstroemia indica</b>														
Infinitini® Brite Pink	<i>L. i.</i> 'G2X133143' pp#27,452	6	10	2-4'	2-4'	3-5'	○	Low Mounded	•	•			Early Spring	56
Infinitini® Magenta	<i>L. i.</i> 'G2X133271' pp#27,474	6	10	2-4'	2-4'	3-5'	○	Low Mounded	•	•			Early Spring	56
Infinitini® Orchid	<i>L. i.</i> 'G2X132251' pp#27,633	6	10	2-4'	2-4'	3-5'	○	Low Mounded	•	•			Early Spring	56
Infinitini® Purple	<i>L. i.</i> 'G2X13368' pp#f	6	10	3-5'	3-5'	4-6'	○	Mounded	•	•			Early Spring	56
Infinitini Watermelon®	<i>L. i.</i> 'G2X133181' pp#29,007	6	10	2-4'	2-4'	3-5'	○	Low Mounded	•	•			Early Spring	56
Infinitini® White	<i>L. i.</i> 'G2X13377' pp#f	6	10	3-4'	3-4'	4-6'	○	Mounded	•	•			Early Spring	56
<b>Deutzia   Deutzia</b>														
Chardonnay Pearls®	<i>D. gracilis</i> 'Duncan' pp#16,098, cbr#2640	5	8	1.5-3'	1.5-3'	3-3.5'	○ ◐	Mounded	•	•	•		After Flowering	28
Crème Fraîche®	<i>D. gracilis</i> 'Mincream' pp#25,703	5	8	1.5-3'	1.5-3'	3-3.5'	○ ◐	Mounded	•	•	•		After Flowering	87
Yuki Cherry Blossom®	<i>D.</i> 'NCDX2' pp#28,347, cbr#5079	5	8	1-2'	1-2'	1-3'	○ ◐	Mounded	•	•			After Flowering	75
Yuki Snowflake®	<i>D.</i> 'NCDX1' pp#25,916, cbr#5078	5	8	1-2'	1-2'	1-3'	○ ◐	Mounded	•	•			After Flowering	74
<b>Diervilla   Diervilla</b>														
Kodiak® Black	<i>D. rivularis</i> 'SMNDRSF' pp#27,550, cbr#f	5	7	3-4'	3-4'	4-5'	○ ◐	Mounded	•	•	•		Spring	83
Kodiak® Orange	<i>D.</i> 'G2X88544' pp#27,548, cbr#5596	4	7	3-4'	3-4'	4-5'	○ ◐	Mounded	•	•	•		Spring	83
Kodiak® Red	<i>D.</i> 'G2X885411' pp#28,403, cbr#f	4	7	3-4'	3-4'	4-5'	○ ◐	Mounded	•	•	•		Spring	83
<b>Dogwood   Cornus</b>														
Arctic Fire®	<i>C. stolonifera</i> 'Farrow' pp#18,523	2	7	3-5'	3-5'	3-5'	○ ◐	Mounded			•	•	Early Spring	85
Arctic Sun®	<i>C. sanguinea</i> 'Cato' pp#19,892	4	7	3-4'	3-4'	4-5'	○ ◐	Mounded			•	•	Early Spring	85
Golden Shadows®	<i>C. alternifolia</i> 'Wstackman' pp#11,287	3	8	10-12'	10-12'	14'+	◐	Upright	•	•	•		Seldom Needed	6, 8
Pucker Up!®	<i>C. stolonifera</i> 'Neil Z' pp#24,812, cbr#4767	3	8	3-4'	3-4'	4-5'	○ ◐	Mounded	•	•	•		Early Spring	9
Red Rover®	<i>C. obliqua</i> 'Powell Gardens' pp#27,873	4	8	4-5'	4-5'	5-6'	○ ◐	Mounded			•	•	After Flowering	83
<b>Dyers-Greenwood   Genista lydia</b>														
Bangle®	<i>G. l.</i> 'Select'	4	9	2'	2'	2'	○	Mounded	•				After Flowering	62
<b>EDIBLES - Goji Berry   Lycium barbarum</b>														
Big Lifeberry®	<i>L. b.</i> 'SMNDBL'	5	9	10'	5-7'	5-7'	○	Upright Arching	•				Early Spring	69
Red Zeppelin™	<i>L. b.</i> 'SMNLBBB' pp#f, cbr#f	5	9	10'	5-7'	5-7'	○	Upright Arching	•				Early Spring	69
Sweet Lifeberry®	<i>L. b.</i> 'SMNDL'	5	9	10'	5-7'	5-7'	○	Upright Arching	•				Early Spring	69
<b>EDIBLES - Sweetberry Honeysuckle   Lonicera caerulea</b>														
Sugar Mountain® Blue	<i>L. c.</i> 'Dolce Vita' pp#26,617, cbr#f	3	6	5-6'	5-6'	5-6'	○ ◐	Mounded	•	•			After Harvest	69
Sugar Mountain® Eisbär	<i>L. c.</i> '54-57'	3	6	5-6'	5-6'	5-6'	○ ◐	Mounded	•	•			After Harvest	69

Name	Botanical Name	USDA Zone	AHS Zone	Height	Width	Spacing	Exposure	Habit	Season of Interest				Pruning (if needed)	Page #
									Sp	Su	F	W		
<b>EDIBLES - Japanese Haskap   <i>Lonicera caerulea</i></b>														
Yezberry Honey Bunch®	<i>L. c.</i> 'Kaido' pp#28,662, cbraf	3	7	3-5'	3-5'	3-5'	○ ◀	Rounded	• •			After Harvest	69	
Yezberry® Maxie™	<i>L. c.</i> 'Kuchi' pp#28,622, cbraf	3	7	5-6'	5-6'	5-6'	○ ◀	Rounded	• •			After Harvest	69	
Yezberry® Solo™	<i>L. c.</i> 'Kapu' pp#26,820, cbraf	3	7	5-6'	5-6'	5-6'	○ ◀	Rounded	• •			After Harvest	69	
Yezberry Sugar Pie®	<i>L. c.</i> 'Hoka' pp#28,593, cbraf	3	7	3-4'	3-4'	3-4'	○ ◀	Rounded	• •			After Harvest	69	
Elderberry   <i>Sambucus</i>														
Black Beauty®	<i>S. nigra</i> 'Gerda' pp#12,305	4	7	8-12'	8-12'	9-13'	○ ◀	Mounded	• • •			After Flowering	16	
Black Lace®	<i>S. nigra</i> 'Eva' pp#15,575, cbr#2633	4	7	6-10'	6-10'	7-11'	○ ◀	Mounded	• • •			After Flowering	16	
Instant Karma®	<i>S. nigra</i> 'Sanivalk' pp#28,314, cbraf	4	7	6-8'	6-8'	7-9'	○ ◀	Upright	• • •			After Flowering	88	
Laced Up®	<i>S. nigra</i> 'SNR1292' ppaf, cbraf	4	7	6-10'	2-4'	2-4'	○ ◀	Columnar	• • •			After Flowering	49	
Lemony Lace®	<i>S. racemosa</i> 'SMNSRD4' pp#26,613, cbr#5719	3	7	3-5'	3-5'	3-6'	○ ◀	Mounded	• • •			After Flowering	16	
False Cypress   <i>Chamaecyparis</i>														
Pinpoint® Blue	<i>C. lawsoniana</i> 'SMNCLBF' ppaf	5	7	15-20'	4-5'	6-10'	○ ◀	Columnar	• • • •			Seldom Needed / Spring	7	
Pinpoint® Blue & Gold	<i>C. lawsoniana</i> 'SMNCLGTB' ppaf	5	7	15-20'	4-5'	6-10'	○ ◀	Columnar	• • • •			Seldom Needed / Spring	7	
Soft Serve®	<i>C. pisifera</i> 'Dow Whiting' pp#20,883	4	8	6-10'	5-6'	6-10'	○ ◀	Pyramidal	• • • •			Spring / Rarely Needed	8	
Soft Serve® Gold	<i>C. pisifera</i> 'FARROWCGMS' ppaf	4	8	6-10'	5-6'	6-10'	○ ◀	Pyramidal	• • • •			Spring / Rarely Needed	8	
False Hydrangea-Vine   <i>Schizophragma</i>														
Rose Sensation™	<i>S. hydrangeoides</i> 'Minsens'	5	9	40-50'	4-7'	6-9'	◀	Climbing	•			Rarely Needed	65	
Forsythia   <i>Forsythia</i>														
Show Off®	<i>F. x intermedia</i> 'Mindor' pp#19,321	5	8	5-6'	5-6'	5-6'	○ ◀	Upright	•			After Flowering	43	
Show Off Starlet™	<i>F. x 'Minfor6'</i> pp#24,361	5	8	2-3'	2-3'	3-4'	○ ◀	Upright	•			After Flowering	29	
Show Off® Sugar Baby®	<i>F. 'NIMBUS'</i> pp#23,838, cbr#4608	5	8	1.5-2.5'	1.5-2.5'	2-3'	○ ◀	Upright	•			After Flowering	29	
Holly - Blue   <i>Ilex x meserveae</i>														
Castle Keep™	<i>I. x m.</i> 'SMNIFA' ppaf, cbraf	5	7	3-5'	3-4'	4-5'	○ ◀	Upright Mound	• • • •			Avoid Pruning	55	
Castle Spire®	<i>I. x m.</i> 'Hachfee' pp#14,310	5	7	8-10'	3-4'	4-5'	○ ◀	Upright	• • • •			Avoid Pruning	46	
Castle Wall®	<i>I. x m.</i> 'Heckenstar' pp#14,308	5	7	5-8'	3-4'	4-5'	○ ◀	Upright	• • • •			After Flowering	46	
Holly - Inkberry   <i>Ilex glabra</i>														
Gem Box®	<i>I. g.</i> 'SMNIGAB17' pp#27,554, cbr#5629	5	9	2-3'	2-3'	2-3'	○ ◀	Round	• • • •			Early Spring	55	
Strongbox®	<i>I. glabra</i> 'Ilexfarrowtracey' ppaf, cbraf	5	9	2-3'	2-3'	2-3'	○ ◀	Mounded	• • • •			Early Spring	55	
Holly - Japanese   <i>Ilex crenata</i>														
Brass Buckle®	<i>I. c.</i> 'ANNYS1' pp#26,997	6	8	1-1.5'	1-1.5'	1.5-2'	○ ◀	Mounding	• • • •			Early Summer	62	
Patti O Box™	<i>I. c.</i> 'FARROWSK6' pp#25,852	6	8	4-5'	1-2'	1-3'	○ ◀	Columnar	• • • •			Early Summer	15	
Sky Box™	<i>I. c.</i> 'Farrowone' pp#20,049	6	8	4-5'	2-3'	3-4'	○ ◀	Columnar	• • • •			Early Summer	15	
Holly - Winterberry   <i>Ilex verticillata</i>														
Berry Heavy®	<i>I. v.</i> 'Spravy'	3	8	6-8'	6-8'	6-8'	○ ◀	Upright Mound		• •		Avoid Pruning	85	
Berry Heavy® Gold	<i>I. v.</i> 'Roberta Case'	3	8	6-8'	6-8'	6-8'	○ ◀	Upright Mound		• •		Avoid Pruning	85	
Berry Poppins®	<i>I. v.</i> 'FARROWBPOP' pp#25,835, cbr#5286	3	8	3-4'	3-4'	3-4'	○ ◀	Upright Mound		• •		Avoid Pruning	85	
Mr. Poppins®	<i>I. v.</i> 'FARROWMRP' pp#25,834, cbr#5287	3	8	3-4'	3-4'	3-4'	○ ◀	Upright Mound				After Flowering	85	
Little Goblin® Guy	<i>I. v.</i> 'NCIV3' ppaf, cbraf	3	8	3-4'	3-4'	3-4'	○ ◀	Upright Mound				After Flowering	85	
Little Goblin® Orange	<i>I. v.</i> 'NCIV2' ppaf, cbraf	3	8	3-4'	3-4'	3-4'	○ ◀	Upright Mound		• •		Avoid Pruning	85	
Little Goblin® Red	<i>I. v.</i> 'NCIV1' pp#27,109, cbraf	3	8	3-5'	3-5'	3-5'	○ ◀	Upright Mound		• •		Avoid Pruning	85	
Honeysuckle   <i>Lonicera</i>														
'Scentsation'	<i>L. periclymenum</i> 'Scentsation' pp#16,240	4	9	10'	5'	5-6'	○	Climbing	•			After Flowering	64	

○ Full sun = 6+ hours of sun/day ● Part sun/part shade = 4-6 hours/day or filtered light through the day ● Shade = fewer than 4 hours of sun/day  
 Don't know your hardiness zone? Find it here: [planthardiness.ars.usda.gov](http://planthardiness.ars.usda.gov). Canadian gardeners can visit [www.planthardiness.gc.ca/](http://www.planthardiness.gc.ca/).

Name	Botanical Name	USDA Zone	AHS Zone	Height	Width	Spacing	Exposure	Habit	Season of Interest				Pruning (if needed)	Page #
									Sp	Su	F	W		
Hydrangea - Bigleaf   <i>Hydrangea macrophylla</i>														
Let's Dance® Big Easy®	<i>H. m.</i> 'Berne' pp#22,329, cbr#4526	5	9	2-3'	2-3'	3-4'	○ ●	Mounded	• •			Avoid Pruning	33	
Let's Dance® Blue Jangles®	<i>H. m.</i> 'SMHMTAU' pp#27,035, cbr#5283	5	9	1-2'	1-2'	2-3'	○ ●	Mounded	• •			Avoid Pruning	33	
Let's Dance Diva™	<i>H. m.</i> 'SMHMLDD' pp#25,105, cbr#5127	5	9	3-4'	3-4'	4-5'	○ ●	Mounded	• •			Avoid Pruning	33	
Let's Dance® Rave®	<i>H. m.</i> 'SMNHMSIGMA' pp#26,929, cbr#5628	5	9	2-3'	2-3'	3-4'	○ ●	Mounded	• •			Avoid Pruning	33	
Let's Dance® Rhythmic Blue®	<i>H. m.</i> 'SMHMES14' pp#25,836, cbr#5126	5	9	3-4'	3-4'	4-5'	○ ●	Mounded	• •			Avoid Pruning	33	
Let's Dance® Starlight	<i>H. m.</i> 'Lynn' pp#20,019, cbr#4069	5	9	2-3'	2-3'	3-4'	○ ●	Mounded	• •			Avoid Pruning	33	
Hydrangea - Mountain   <i>Hydrangea serrata</i>														
Tiny Tuff Stuff™	<i>H. s.</i> 'MAKD' pp#24,842, cbr#5125	5	9	1.5-2'	1.5-2'	1.5-2'	○ ●	Mounded	• •			Avoid Pruning	35	
Tuff Stuff™	<i>H. s.</i> 'MAK20' pp#24,820, cbr#4527	5	9	2-3'	2-3'	2-4'	○ ●	Mounded	• •			Avoid Pruning	35	
Tuff Stuff Ah-Ha®	<i>H. s.</i> 'SMNHSDDD' pp#29,832, cbr#	5	9	2-3'	2-3'	2-4'	○ ●	Mounded	• •			Avoid Pruning	35	
Tuff Stuff™ Red	<i>H. s.</i> 'SMNMAKTSR' ppaf, cbr#	5	9	2-3'	2-3'	2-4'	○ ●	Mounded	• •			Avoid Pruning	35	
Hydrangea - Oakleaf   <i>Hydrangea quercifolia</i>														
Gatsby Gal®	<i>H. q.</i> 'Brenhill' pp#25,106, cbr#5304	5	9	5-6'	5-6'	5-6'	○ ●	Mounded	• •			Avoid Pruning	14	
Gatsby Moon®	<i>H. q.</i> 'Brother Edward' pp#25,413, cbr#5348	5	9	6-8'	6-8'	6-8'	○ ●	Mounded	• •			Avoid Pruning	14	
Gatsby Pink®	<i>H. q.</i> 'JoAnn' pp#27,879, cbr#5639	5	9	6-8'	6-8'	6-8'	○ ●	Mounded	• •			Avoid Pruning	14	
Gatsby Star®	<i>H. q.</i> 'Doughill' pp#25,412, cbr#5305	5	9	6-8'	6-8'	6-8'	○ ●	Mounded	• •			Avoid Pruning	14	
Hydrangea - Panicle   <i>Hydrangea paniculata</i>														
Bobo®	<i>H. p.</i> 'ILVOBO' pp#22,782, cbr#4910	3	8	2.5-3'	3-4'	4-5'	○ ●	Mounded	• •			Early Spring	34	
Fire Light®	<i>H. p.</i> 'SMHPFL' pp#25,135, cbr#5160	3	8	6-8'	6-8'	6-8'	○ ●	Upright Mound	• •			Early Spring	13	
'Limelight'	<i>H. p.</i> 'Limelight' pp#12,874, cbr#2319	3	9	6-8'	6-8'	6-8'	○ ●	Upright Mound	• •			Early Spring	45	
Little Lime®	<i>H. p.</i> 'Jane' pp#22,330, cbr#3914	3	8	3-5'	3-5'	5-7'	○ ●	Mounded	• •			Early Spring	54	
Little Quick Fire®	<i>H. p.</i> 'SMHPLQF' pp#25,136, cbr#5406	3	8	3-5'	3-5'	5-7'	○ ●	Mounded	• •			Early Spring	34	
Pinky Winky®	<i>H. p.</i> 'DVP PINKY' pp#16,166, cbr#2889	3	8	6-8'	6-8'	6-8'	○ ●	Upright Mound	• •			Early Spring	22	
Quick Fire®	<i>H. p.</i> 'Bulk' pp#16,812, cbr#3398	3	8	6-8'	6-8'	6-8'	○ ●	Upright Mound	• •			Early Spring	13	
Zinfin Doll®	<i>H. p.</i> 'SMNHPRZEP' pp#26,956, cbr#	3	8	4.5-6'	4.5-6'	4.5-6'	○ ●	Upright Mound	• •			Early Spring	34	
Hydrangea - Smooth   <i>Hydrangea arborescens</i>														
Incredibal®	<i>H. a.</i> 'Abetwo' pp#20,571, cbr#4166	3	9	4-5'	4-5'	5-6'	○ ●	Mounded	• •			Early Spring	45	
Incredibal® Blush	<i>H. a.</i> 'NCHA4' pp#28,280, cbr#5624	3	9	4-5'	4-5'	5-6'	○ ●	Mounded	• •			Early Spring	45	
Invincibelle Limetta®	<i>H. a.</i> 'NCHA8' ppaf, cbr#	3	9	3-4'	3-4'	3-5'	○ ●	Mounded	• •			Early Spring	77	
Invincibelle Mini Mauvette®	<i>H. a.</i> 'NCHA7' ppaf, cbr#	3	9	2.5-3'	2.5-3'	2-4'	○ ●	Mounded	• •			Early Spring	77	
Invincibelle® Ruby	<i>H. a.</i> 'NCHA3' pp#28,317, cbr#5623	3	9	3-4'	3-4'	3-5'	○ ●	Mounded	• •			Early Spring	77	
Invincibelle® Spirit II	<i>H. a.</i> 'NCHA2' pp#28,316, cbr#5622	3	9	3.5-4'	3.5-4'	3-5'	○ ●	Mounded	• •			Early Spring	77	
Invincibelle Wee White®	<i>H. a.</i> 'NCHA5' ppaf, cbr#	3	9	1-2.5'	1-2.5'	1-3'	○ ●	Mounded	• •			Early Spring	77	
Lime Rickey®	<i>H. a.</i> 'SMNHALR' pp#28,858, cbr#5627	3	9	4-5'	4-5'	5-6'	○ ●	Mounded	• •			Early Spring	13	
Juniper   <i>Juniperus</i>														
Gin Fizz™	<i>J. chinensis</i> 'RIKAG' ppaf, cbr#	4	8	10-18'	10-18'	15-20'	○	Pyramidal	• • • •			Spring	47	
Good Vibrations® Gold	<i>J. horizontalis</i> 'Hegebus' pp#22,743	3	9	1'	7-9'	9-11'	○	Spreading	• • • •			Spring	75	
Montana Moss™	<i>J. chinensis</i> 'SMNJCHM' ppaf, cbr#	4	9	2-4'	2-4'	4-6'	○	Spreading	• • • •			Spring	75	
Lilac   <i>Syringa</i>														
Bloomerang® Dark Purple	<i>S.</i> 'SMSJBP7' pp#26,549, cbr#5076	3	7	4-6'	4-6'	5-7'	○	Mounded	• • •			After Spring Flowering	72	
Bloomerang® Dwarf Pink	<i>S. x</i> 'SMNJRPI' pp#29,802, cbr#	3	7	2.5-3'	2.5-3'	3-4'	○	Mounded	• • •			After Spring Bloom	72	
Bloomerang® Dwarf Purple	<i>S. x</i> 'SMNJRPI' pp#29,831, cbr#	3	7	2.5-3'	2.5-3'	3-4'	○	Mounded	• • •			After Spring Bloom	72	
Bloomerang® Purple	<i>S. x</i> 'Penda' pp#20,575, cbr#4071	3	7	4-5'	4-5'	5-6'	○	Mounded	• • •			After Spring Flowering	72	

Name	Botanical Name	USDA Zone	AHS Zone	Height	Width	Spacing	Exposure	Habit	Season of Interest				Pruning (if needed)	Page #	
									Sp	Su	F	W			
Lily of the Valley Shrub   <i>Pieris</i>															
Scent and Sensibility™ Pink	<i>S. 'SMSXPM'</i> pp#26,548, cbr#5077	3	7	2-3'	4-5'	5-6'	○	Spreading Mound	•				After Flowering	72	
Scentara® Double Blue	<i>S. x hyacinthiflora 'SMNSHBBL'</i> pp#29,801, cbraf	2	7	6-8'	6-8'	8-9'	○	Upright	•				After Flowering	73	
Scentara Pura™	<i>S. x hyacinthiflora 'SMNSHSO'</i> ppaf, cbraf	2	8	4-6'	4-6'	5-7'	○	Upright	•				After Flowering	73	
Lily of the Valley Shrub   <i>Pieris</i>															
Interstella™	<i>P. japonica 'FARROWPJRF'</i> ppaf, cbraf	5	8	3-4'	3-4'	4-5'	○ ◀	Mounded	•	•	•	•	After Flowering	20	
Mirror Bush   <i>Coprosma</i>															
Wax Wings™ Gold	<i>C. repens 'Golden Star'</i> pp#28,272	9	11	1-2.5'	3'	3-3.5'	○ ◀	Mounded	•	•	•	•	Spring	61	
Wax Wings™ Lime	<i>C. repens 'NGCOP6'</i> pp#29,826	9	11	1-2.5'	3'	3-3.5'	○ ◀	Mounded	•	•	•	•	Spring	61	
Wax Wings™ Orange	<i>C. repens 'NGCOP8'</i> pp#29,827	9	11	2-3'	3'	3-3.5'	○ ◀	Mounded	•	•	•	•	Spring	61	
Mock Orange   <i>Philadelphus</i>															
Illuminati Tiny Tower™	<i>P. coronarius 'SMNPVG'</i> ppaf, cbraf	4	7	3-4'	1.5'	2'	○ ◀	Columnar	•	•			After Flowering	71	
Ninebark   <i>Physocarpus opulifolius</i>															
Coppertina®	<i>P. o. 'Mindia'</i> pp#16,371, cbr#2892	3	7	6-8'	6-8'	7-10'	○	Upright Mound	•	•	•		After Flowering	15	
Festivus Gold®	<i>P. o. 'Bert Dart's G'</i> pp#26,246, cbraf	3	7	3-4'	3-4'	4-5'	○	Upright	•	•	•		After Flowering	57	
Ginger Wine®	<i>P. o. 'SMNPOBLR'</i> pp#28695, cbraf	3	7	5-6'	5-6'	6-7'	○	Upright	•	•	•		After Flowering	36	
Summer Wine®	<i>P. o. 'Seward'</i> pp#14,821, cbr#2641	3	7	5-8'	5-8'	6-10'	○	Arching Mound	•	•	•		After Flowering	15	
Summer Wine® Black	<i>P. o. 'SMNPM5'</i> ppaf, cbraf	3	7	5-6'	5-6'	6-7'	○	Upright	•	•	•		Avoid Pruning	36	
Tiny Wine®	<i>P. o. 'SMPOTW'</i> pp#26,749, cbr#5128	3	7	3-5'	3-5'	4-6'	○	Upright Mound	•	•	•		After Flowering	36	
Tiny Wine® Gold	<i>P. o. 'SMPOTWG'</i> pp#28857, cbraf	3	7	3-5'	3-5'	4-6'	○	Upright	•	•	•		After Flowering	36	
Ornamental Cherry   <i>Prunus</i>															
Zuzu®	<i>P. incisa 'Rinpo'</i>	5	8	3-5'	3-5'	3-6'	○ ◀	Upright	•				After Flowering	20	
Pearl-Bush   <i>Exochorda</i>															
Snow Day® 'Blizzard'	<i>E. 'Blizzard'</i> pp#23,329, cbr#4690	4	8	5-6'	5-6'	6-7'	○ ◀	Mounded	•				After Flowering	10	
Snow Day® Surprise	<i>E. 'Niagara'</i> pp#21,665, cbr#4768	4	8	3-4'	3-4'	4-4.5'	○ ◀	Mounded	•				After Flowering	10	
Potentilla   <i>Potentilla fruticosa</i>															
Happy Face Hearts®	<i>P. f. 'SMNPPS'</i> ppaf, cbraf	2	7	1-2'	1-2'	1-3'	○ ◀	Mounded	•				Spring	63	
Happy Face® Pink Paradise	<i>P. f. 'Kupinpa'</i> pp#22,732	2	7	2-3'	2-3'	2-4'	○ ◀	Mounded	•				Spring	63	
Happy Face® White	<i>P. f. 'White Lady'</i> pp#22,761	2	7	2-3'	2-3'	2-4'	○ ◀	Mounded	•				Spring	63	
Happy Face® Yellow	<i>P. f. 'Lundy'</i> pp#22,176, cbr#4912	2	7	2-3'	2-3'	2-4'	○ ◀	Mounded	•				Spring	63	
Privet   <i>Ligustrum</i>															
Golden Ticket®	<i>L. 'NCLX1'</i> pp#27,301, cbr#5560	5	9	4-6'	4-6'	4-6'	○ ◀	Mounded	•				Summer	44	
Pomegranate   <i>Punica</i>															
Peppy Le Pom™	<i>P. granatum 'SMNPGMF'</i> ppaf, cbraf	7	10	3-4'	3'	4-5'	○	Mounded	•				Spring	37	
Pussywillow   <i>Salix</i>															
Black Cat®	<i>S. chaenomeloides 'Lubber's Zwart'</i> pp#27,403, cbraf	4	7	10-12'	10-12'	10-13'	○	Upright	•				After Flowering	47	
Pyracomeles   <i>xPyracomeles</i>															
Juke Box®	<i>xP. 'NCRX1'</i> ppaf	7	9	1-3'	1-3'	1-3'	○ ◀	Mounded	•	•	•	•	Spring	57	
Quince   <i>Chaenomeles speciosa</i>															
Double Take Orange™	<i>C. s. 'Orange Storm'</i> pp#20,950	5	9	4-5'	4-5'	4-6'	○	Mounded	•				After Flowering	43	
Double Take Peach™	<i>C. s. 'NCCS4'</i> ppaf	5	9	4-5'	4-5'	4-6'	○	Mounded	•				After Flowering	43	
Double Take Pink™	<i>C. s. 'Pink Storm'</i> pp#20,920	5	9	4-5'	4-5'	4-6'	○	Mounded	•				After Flowering	43	
Double Take Scarlet™	<i>C. s. 'Scarlet Storm'</i> pp#20,951	5	9	4-5'	4-5'	4-6'	○	Mounded	•				After Flowering	43	
Rhododendron   <i>Rhododendron</i>															
'Amy Cotta'	<i>R. 'Amy Cotta'</i> pp#11,311	4	8	2-3'	3.5-4.5'	4.5-5.5'	○ ◀	Mounded	•	•	•	•	After Flowering	20	
Black Hat™	<i>R. x 'NCRX2'</i> ppaf, cbraf	4	8	3'	3'	3-4'	○ ◀	Mounded	•	•	•	•	After Flowering	20	
Dandy Man Color Wheel™	<i>R. x 'NCRX1'</i> ppaf, cbraf	5	9	4-8'	4-8'	4-9'	○ ◀	Upright	•	•	•	•	After Flowering	21	

○ Full sun = 6+ hours of sun/day ● Part sun/part shade = 4-6 hours/day or filtered light through the day ● Shade = fewer than 4 hours of sun/day  
 Don't know your hardiness zone? Find it here: [planthardiness.ars.usda.gov](http://planthardiness.ars.usda.gov). Canadian gardeners can visit [www.planthardiness.gc.ca/](http://www.planthardiness.gc.ca/).

Name	Botanical Name	USDA Zone	AHS Zone	Height	Width	Spacing	Exposure	Habit	Season of Interest				Pruning (if needed)	Page #
									Sp	Su	F	W		
Dandy Man® Pink	R. 'PKT2011'	5	9	4-8'	4-8'	4-9'	○ ●	Upright	•	•	•	•	After Flowering	21
Dandy Man® Purple	R. 'LAVJ2011' pp#26,976	4	8	4-8'	4-8'	4-9'	○ ●	Upright	•	•	•	•	After Flowering	21
Rose   <i>Rosa</i>														
At Last®	R. 'HORCOGJIL' pp#27,541, cbr#5631	5	9	3'	3'	3.5'	○	Upright	•	•			Late Winter/ Early Spring	70
Livin' La Vida®	R. 'Hornimrod' pp#27,366	5	9	2.5-3'	2.5-3'	2.5-3.5'	○	Mounded	•	•			Late Winter/ Early Spring	81
Oso Easy® Cherry Pie	R. 'Meiboulka' pp#19,258, cbr#4870	4	9	2-4'	2-4'	2-5'	○	Mounded	•	•			Late Winter/ Early Spring	79
Oso Easy® Double Pink	R. 'MEIRIFTDAY' ppaf, cbraf	5	9	1.5-2'	1.5-2'	2-4'	○	Upright	•	•			Late Winter/ Early Spring	79
Oso Easy Double Red™	R. 'Meipeporia' pp#26,298	4	9	3-4'	3-4'	3-4'	○	Mounded	•	•			Late Winter/ Early Spring	78
Oso Easy Hot Paprika®	R. 'FARROWRSP' ppaf, cbraf	3	9	1-2'	1-2'	2-4'	○	Mounded	•	•			Late Winter/ Early Spring	79
Oso Easy® Italian Ice®	R. 'Chewnicebell' pp#26,532, cbr#5131	4	9	1.5-2.5'	1.5-2.5'	1.5-3'	○	Mounded	•	•			Late Winter/ Early Spring	79
Oso Easy Lemon Zest™	R. 'Chewhocal' pp#26,914, cbr#5130	4	9	2-3'	2-3'	2-4'	○	Mounded	•	•			Late Winter/ Early Spring	79
Oso Easy® Mango Salsa	R. 'ChewperAdventure' pp#22,190, cbr#4688	4	9	1-3'	1-3'	2-4'	○	Mounded	•	•			Late Winter/ Early Spring	79
Oso Easy® Paprika	R. 'ChewMayTime' pp#18,347, cbr#3401	3	9	1-2'	1-2'	2-4'	○	Mounded	•	•			Late Winter/ Early Spring	79
Oso Easy® Peachy Cream	R. 'Horcoherent' pp#15,982, cbr#3584	3	9	1-3'	1-3'	2-4'	○	Mounded	•	•			Late Winter/ Early Spring	80
Oso Easy® Petit Pink	R. 'ZLEMarianeYoshida' pp#22,205, cbr#4448	4	9	2.5-3.5'	2.5-3.5'	2.5-4'	○	Mounded	•	•			Late Winter/ Early Spring	81
Oso Easy® Pink Cupcake	R. 'Chewballbell' pp#26,817, cbr#5129	4	9	2-4'	2-4'	2-5'	○	Mounded	•	•			Late Winter/ Early Spring	81
Oso Easy Pleafy™	R. 'Phyllis Sherman' pp#29,167, cbraf	4	9	2.5-3.5'	2.5-3.5'	2.5-4'	○	Mounded	•	•			Late Winter/ Early Spring	81
Oso Easy® Urban Legend™	R. 'ChewPatout' pp#28,395, cbraf	4	9	2.5-3'	2.5-3'	2.5-3.5'	○	Mounded	•	•			Late Winter/ Early Spring	81
Ringo™	R. 'ChewBullseye' pp#28,394, cbraf	4	8	3-4'	3-4'	4-5'	○	Upright	•	•			Late Winter/ Early Spring	81
Suñorita™	R. 'Chewgewest' ppaf, cbraf	5	9	3-4'	3-4'	4-5'	○	Upright	•	•			Late Winter/ Early Spring	81
Rose of Sharon   <i>Hibiscus syriacus</i>														
Blue Chiffon®	H. s. 'Notwoodthree' pp#20,574, cbr#3583	5	9	8-12'	4-6'	6-7'	○	Upright Vase	•				Early Spring	11
Lavender Chiffon®	H. s. 'Notwoodone' pp#12,619	5	9	8-12'	4-6'	6-7'	○	Upright Vase	•				Early Spring	11
Magenta Chiffon®	H. syriacus 'Rwoods5' pp#29,683, cbraf	5	9	8-12'	4-6'	6-7'	○	Upright Vase	•				Early Spring	11
Pink Chiffon®	H. s. 'JWNWOOD4' pp#24,336, cbr#4656	5	9	8-12'	4-6'	6-7'	○	Upright Vase	•				Early Spring	11
White Chiffon®	H. s. 'Notwoodtwo' pp#12,612	5	9	8-12'	4-6'	6-7'	○	Upright Vase	•				Early Spring	11
Lil' Kim®	H. s. 'Antong Two' pp#19,547, cbr#3399	5	9	3-4'	3-4'	4-5'	○	Upright Vase	•				Early Spring	31
Lil' Kim® Red	H. s. 'SHIMRR38' pp#27,195, cbraf	5	9	3-4'	3-4'	4-5'	○	Upright Vase	•				Early Spring	31
Lil' Kim® Violet	H. s. 'SHIMRV24' pp#26,374, cbraf	5	9	3-4'	3-4'	4-5'	○	Upright Vase	•				Early Spring	31
Pollypetite®	H. x 'Rosina' ppaf	5	9	3-4'	3-4'	4-5'	○	Upright Mound	•				Early Spring	31
Purple Pillar®	H. s. 'Gandini Santiago' pp#25,568, cbraf	5	9	10-16'	2-3'	2-3'	○	Columnar	•				Early Spring	49
White Pillar®	H. syriacus 'Gandini van Aart' pp#28,892, cbraf	5	9	10-16'	2-3'	2-3'	○	Columnar	•				Early Spring	49
Azurri Blue Satin®	H. s. 'DVPazumi' pp#20,563, cbr#4391	5	9	8-12'	4-6'	6-7'	○	Upright Vase	•				Early Spring	12
Orchid Satin®	H. s. 'ILV0347' pp#27,285, cbraf	5	9	8-12'	4-6'	6-7'	○	Upright Vase	•				Early Spring	12
Purple Satin®	H. s. 'ILVOPS' pp#28,839, cbraf	5	9	8-12'	4-6'	6-7'	○	Upright Vase	•				Early Spring	12



Name	Botanical Name	USDA Zone	AHS Zone	Height	Width	Spacing	Exposure	Habit	Season of Interest				Pruning (if needed)	Page #
									Sp	Su	F	W		
Ruffled Satin®	<i>H. s.</i> 'SHIMCR1' pp#26,222	5	9	8-12'	4-6'	6-7'	○	Upright Vase		•			Early Spring	12
Sugar Tip®	<i>H. s.</i> 'America Irene Scott' pp#20,579, cbr#3582	5	9	5-6'	5-6'	5-7'	○	Upright Vase	•	•	•		Early Spring	87
Sugar Tip® Gold	<i>H. syriacus</i> 'THEISSHSTL' ppaf, cbraf	5	9	4-5'	4-5'	4-6'	○	Upright Vase	•	•	•		Early Spring	87
Scotch Broom   <i>Cytisus</i>														
Sister Disco®	<i>C. scoparius</i> 'SMNCSCRY' ppaf	5	8	1-3'	1-3'	1-3'	○	Upright	•				After Flowering	28
Sister Golden Hair®	<i>Cytisus scoparius</i> 'SMSCGF' pp#26,616	5	8	1-1.5'	1-1.5'	1-1.5'	○	Mounded	•				After Flowering	62
Sister Redhead®	<i>C. scoparius</i> 'SMNCSAB' ppaf	5	8	3-4'	3-4'	3-4'	○	Upright	•				After Flowering	28
Sister Rosie®	<i>C. scoparius</i> 'SMNCSDRY' ppaf	5	8	2-3'	2-3'	2-3'	○	Upright	•				After Flowering	28
Seven-son Flower   <i>Heptacodium</i>														
Temple of Bloom®	<i>H. miconioides</i> 'SMNHMR' ppaf	5	9	6-10'	6-10'	6-10'	○ ◀	Upright	•	•	•		Seldom Needed	11
Siberian Cypress   <i>Microbiota decussata</i>														
Celtic Pride®	<i>M. d.</i> 'Prides'	2	7	1-3'	4-4.5'	5-6'	○ ◀	Spreading	•	•	•	•	Seldom Needed	75
Smokebush   <i>Cotinus coggygria</i>														
Winecraft Black®	<i>C. coggygria</i> 'NCCO1' ppaf, cbraf	4	8	4-6'	4-6'	5-7'	○	Upright	•	•	•		Seldom Needed	9
Winecraft Gold™	<i>C. coggygria</i> 'MINCOJAU3' ppaf, cbraf	5	8	4-6'	4'	5'	○ ◀	Upright	•	•	•		After Flowering	9
Spirea   <i>Spiraea</i>														
Double Play® Artisan®	<i>S. japonica</i> 'Galen' pp#21,712, cbr#4072	3	8	2-2.5'	2-2.5'	2.5-3'	○ ◀	Mounded	•	•			After Flowering	58
Double Play® Big Bang™	<i>S.</i> 'Tracy' pp#21,588, cbr#4073	3	8	2-3'	2-3'	2-4'	○ ◀	Mounded	•	•			After Flowering	58
Double Play® Blue Kazoo®	<i>S. media</i> 'SMSMBK' pp#26,655, cbraf	3	8	2-3'	2-3'	2-4'	○ ◀	Mounded	•	•			After Flowering	51 59
Double Play® Candy Corn®	<i>S. japonica</i> 'NCSX1' pp#28,313, cbraf	4	7	1.5-2'	1.5-2'	2-3'	○ ◀	Mounded	•	•			After Flowering	63
Double Play Doozie®	<i>S.</i> 'NCSX2' ppaf, cbraf	3	8	2-3'	2-3'	2-4'	○ ◀	Mounded	•	•	•		After Spring Bloom	37
Double Play® Gold	<i>S. japonica</i> 'Yan' pp#21,615, cbr#4074	3	8	1.5-2'	1.5-2'	2-3'	○ ◀	Mounded	•	•			After Flowering	37
Double Play® Painted Lady®	<i>S. japonica</i> 'Minspi'	3	8	2-3'	2-3'	2-4'	○ ◀	Upright	•	•	•		After Flowering	89
Double Play® Pink	<i>S. japonica</i> 'SMNSJMFR' pp#26,995, cbr#5632	3	8	2-2.5'	2-2.5'	2.5-3'	○ ◀	Mounded	•	•			After Flowering	59
Double Play® Red	<i>S. japonica</i> 'SMNSJMFR' pp#26,993, cbr#5633	3	8	2-3'	2-3'	2-4'	○ ◀	Mounded	•	•			After Flowering	59
Glow Girl®	<i>S. betuifolia</i> 'Tor Gold' cbr#5121	3	9	3-4'	3-4'	3-5'	○ ◀	Mounded	•	•	•		After Flowering	59
Wedding Cake®	<i>S. nipponica</i> 'SMNSNFD' pp#28,096, cbraf	4	8	3-3.5'	3-3.5'	3-4'	○ ◀	Mounded	•				After Flowering	47
St. John's-Wort   <i>Hypericum</i>														
Blues Festival®	<i>H. kalmianum</i> 'SMHKBF' pp#25,795	4	8	2-3'	2-3'	3-4'	○	Mounded		•			Early Spring	55
Sunny Boulevard®	<i>H.</i> 'Deppe' pp#20,045	4	8	2-3'	2-3'	3-4'	○	Mounded		•			Early Spring	55
Summersweet   <i>Clethra alnifolia</i>														
Sugartina® 'Crystalina'	<i>C. a.</i> 'Crystalina' pp#21,561, cbr#4160	4	9	2.5-3'	2.5-3'	3-4'	○ ◀	Mounded		•	•		Early Spring	71
Vanilla Spice®	<i>C. a.</i> 'Caleb' pp#21,589, cbr#4167	4	9	3-6'	3-5'	4-6'	○ ◀	Upright Mound		•	•		Early Spring	71
Sweetshrub   <i>Calycanthus</i> -														
'Aphrodite'	<i>C.</i> 'Aphrodite' pp#24,014	5b	9	5-8'	5-8'	6-7'	○ ◀	Mounded		•			Early Spring	7
Sweetspire   <i>Itea virginica</i>														
Little Henry®	<i>I. v.</i> 'Sprich' pp#10,988	5	9	2-3'	2-3'	2-4'	○ ●	Mounded		•	•		After Flowering	71
Scentlandia®	<i>I. v.</i> 'SMNIVDFC' ppaf, cbraf	5	9	2-3'	2-3'	2-4'	○ ●	Mounded		•	•		After Flowering	71
Sweet Bay   <i>Laurus nobilis</i>														
Sicilian Sunshine®	<i>L. n.</i> 'LNSS'	8	10	4-10'	4-10'	4-12'	○ ◀	Upright Mound		•	•	•	Early Spring	69
Viburnum   <i>Viburnum</i>														
Spice Baby™	<i>V. carlesii</i> 'SMVCB' pp#25,872, cbr#5307	4	8	3.5-5'	3.5-5'	3.5-6'	○ ◀	Mounded		•			After Flowering	73
Spice Girl®	<i>V. carlesii</i> 'Spiro' pp#24,251, cbr#5132	4	8	6-7'	6-7'	7-8'	○ ◀	Upright Mound		•			After Flowering	73
Lil' Ditty®	<i>V. cassinoides</i> 'SMNVCCD' pp#27,549, cbraf	3	8	1-2'	1-2'	1-2'	○ ◀	Mounded		•	•	•	After Flowering	39

○ Full sun = 6+ hours of sun/day ◐ Part sun/part shade = 4-6 hours/day or filtered light through the day ● Shade = fewer than 4 hours of sun/day

Don't know your hardiness zone? Find it here: [planthardiness.ars.usda.gov](http://planthardiness.ars.usda.gov). Canadian gardeners can visit [www.planthardiness.gc.ca/](http://www.planthardiness.gc.ca/).

Name	Botanical Name	USDA Zone	AHS Zone	Height	Width	Spacing	Exposure	Habit	Season of Interest				Pruning (if needed)	Page #
									Sp	Su	F	W		
All That Glitters®	<i>V. dentatum</i> var. <i>deamii</i> 'SMVDLS' pp#26,576, cbr#5409	4	8	4-5'	4-5'	4-6'	○ ◐	Upright	•	•			Avoid Pruning	82
All That Glows®	<i>V. dentatum</i> var. <i>deamii</i> 'SMVDBL' pp#25,897, cbr#5410	4	8	4-6'	4-6'	4-7'	○ ◐	Upright	•	•			Avoid Pruning	82
Blue Muffin®	<i>V. dentatum</i> 'Christom'	3	8	5-7'	5-7'	5-8'	○ ◐	Mounded	•	•			Avoid Pruning	82
Cardinal Candy®	<i>V. dilatatum</i> 'Henneke' pp#12,870	5	8	6-8'	6-8'	8-10'	○ ◐	Upright	•	•			Avoid Pruning	82
Tandoori Orange®	<i>V. dilatatum</i> 'SMNVDMDO' pp#29,573, cbr#	5	8	6-8'	6-8'	8-10'	○ ◐	Upright	•	•			Avoid Pruning	82
Brandywine™	<i>V. nudum</i> 'Bulk'	5	9	5-6'	5-6'	6-7'	○ ◐	Upright Mound	•	•			Avoid Pruning	83
Wabi-Sabi®	<i>V. plicatum</i> var. <i>tomentosum</i> 'SMNVPTFD' pp#29,553, cbr#	5	8	2-3'	2-3'	2-4'	○ ◐	Spreading	•				After Flowering	63
Emerald Envy®	<i>V. x. rhytidiphyloides</i> 'NCVR1' pp#28,09	6	9	6-8'	6-8'	8-10'	○ ◐	Upright Vase	•	•	•		After Flowering	17
Red Balloon®	<i>V. 'Redell'</i> pp#24,227, cbr#4913	4	8	6-8'	6-8'	8-10'	○ ◐	Upright Vase	•	•			Avoid Pruning	82
Shiny Dancer®	<i>V. 'NCVX1'</i> pp#28,095	6	8	3-5'	3-5'	4-6'	○ ◐	Mounded	•				After Flowering	38
Virginia Creeper   <i>Parthenocissus quinquefolia</i>														
Red Wall®	<i>P. q. 'Troki'</i>	3	9	20-30'	5-10'	5-10'	○ ◐	Climbing			•		Summer	65
Weigela   <i>Weigela florida</i>														
Czechmark Sunny Side Up®	<i>W. f. 'VUKOZ041323'</i> ppaf, cbr#	4	8	3-4.5'	3-4.5'	5-6'	○	Mounded	•				After Flowering	40
Czechmark Trilogy™	<i>W. f. 'VUKOZGemini'</i> ppaf, cbr#	4	8	3-3.5'	3-3.5'	4-5'	○	Mounded	•				After Flowering	40
Czechmark Twopink®	<i>W. f. 'VUKOZ90345'</i> ppaf, cbr#	4	8	3-3.5'	3-3.5'	4-5'	○	Mounded	•				After Flowering	40
Fine Wine®	<i>W. f. 'Bramwell'</i> pp#18,513	4	8	2-3'	2-3'	3-4'	○	Mounded	•	•	•		After Flowering	41
Midnight Wine®	<i>W. f. 'Elvera'</i> pp#12,217, cbr#2643	5	8	1'	1'	1'	○	Mounded	•	•	•		After Flowering	63
My Monet®	<i>W. f. 'Verweig'</i> pp#16,824, cbr#3315	4	6	1-1.5'	1.5-2'	2-2.5'	○ ◐	Mounded	•	•	•		After Flowering	89
My Monet Purple Effect™	<i>W. f. 'Verweig8'</i> ppaf, cbr#	4	6	1.5-2.5'	1.5-2.5'	2.5-3'	○ ◐	Mounded	•	•	•		After Flowering	89
My Monet® 'Sunset'	<i>W. f. 'Sunset'</i> pp#23,212, cbr#4691	5	7	1-1.5'	1-1.5'	1.5-2'	○ ◐	Mounded	•	•	•		After Flowering	89
Snippet® Dark Pink	<i>W. f. 'VUKOZLyra'</i> ppaf, cbr#	4	8	1-2'	1-2'	2-3'	○	Rounded	•	•	•		After Spring Bloom	41
Snippet Lime®	<i>W. f. 'VUKOZ047213'</i> ppaf, cbr#	4	8	1-2'	1-2'	2-3'	○	Rounded	•	•	•		After Spring Bloom	41
Sonic Bloom® Ghost®	<i>W. f. 'Carlton'</i> pp#20,025, cbr#3860	4	8	4-5'	4-5'	4-5'	○ ◐	Mounded	•	•	•		After Spring Bloom	19
Sonic Bloom® Pearl	<i>W. f. 'Bokrasopea'</i> pp24,585, cbr#4598	4	8	4-5'	4-5'	5-6'	○	Mounded	•	•	•		After Spring Bloom	19
Sonic Bloom® Pink	<i>W. f. 'Bokrasopin'</i> pp#24,572, cbr#4597	4	8	4-5'	4-5'	5-6'	○	Mounded	•	•	•		After Spring Bloom	18
Sonic Bloom® Pure Pink	<i>W. f. 'SMNWFPR'</i> pp#29,990, cbr#	4	8	3-5'	3-5'	4-6'	○	Upright	•	•	•		After Spring Bloom	19
Sonic Bloom® Red	<i>W. f. 'Verweig 6'</i> pp#25,0132, cbr#4716	4	8	4-5'	4-5'	5-6'	○	Mounded	•	•	•		After Spring Bloom	19
Spilled Wine®	<i>W. f. 'Bokraspiwi'</i> pp#23,781, cbr#4655	4	8	2-3'	3'	3'	○	Mounded	•	•	•		After Flowering	59
Wine & Roses®	<i>W. f. 'Alexandra'</i> pp#10,772, cbr#2642	4	8	4-5'	4-5'	5-6'	○	Mounded	•	•	•		After Flowering	48
Wintercreeper   <i>Euonymus fortunei</i>														
Gold Splash®	<i>E. f. 'Roermertwo'</i>	5	8	1.5-2'	1.5-2'	1.5-2.5'	○ ◐	Mounded	•	•	•	•	Early Spring	87
White Album®	<i>E. f. 'Alban'</i> pp#23,961, cbr#4596	5	8	1.5-2'	1.5-2'	1.5-2.5'	○ ◐	Mounded	•	•	•	•	Early Spring	86
Yew   <i>Taxus</i>														
Stonehenge™	<i>T. x media</i> 'SMNTHDC' ppaf, cbr#	5	7	8-10'	6'	6'	○ ●	Columnar	•	•	•	•	Seldom Needed	49

## WHERE TO FIND OUR SHRUBS

Proven Winners ColorChoice shrubs are sold at garden centers across North America. To find a retailer near you, visit [provenwinners.com/retailers/locate](http://provenwinners.com/retailers/locate). If you are looking for specific varieties, sizes, and quantities, contact them first to see if they have what you want in stock. If they do not, they should be able to order it for you from the grower who supplies them with Proven Winners shrubs.

**Garden Centers:** if you need a local wholesaler of Proven Winners Shrubs, please contact Spring Meadow Nursery at 1-800-633-8859 or 616-846-4729.

# HOW TO READ OUR PLANT TAG



Plant Name

Common Name

Three of the plant's best features

**Date planted:** write in the date you planted your new shrub for future reference.

**Shrub care link:** Our shrub care center compiles a number of useful articles on caring for your landscape.

**Scientific name and patent status**

**Notes | Notas:**

Date planted | Fecha de siembra:

<b>Light Exposure</b> Luz	sun	sol	
<b>Hardiness</b> Resistencia	USDA 5-9 (hardy to -20°F)	USDA 5-9 (resistente hasta -28°C)	
<b>Size</b> Tamaño	8-12' tall and 4-6' wide	2.4-3.7m de alto y 1.2-1.8m de ancho	
<b>Spacing</b> Espaciado	6-7'	1.8-2.1m	
<b>Bloom Time</b> Tiempo de floración	summer	verano	
<b>Pruning</b> Poda	late winter/ early spring	finales de invierno/ principios de primavera	
<b>Soil &amp; Water</b> Sustrato & Agua	adaptable to most well-drained soil	se adapta a la mayoría de los suelos bien drenados	
<b>Care</b> Cuidados	fertilize in spring and midsummer	fertilizar en primavera y a mediados de verano	
<b>Uses</b> Usos	borders, specimen, hedging	arriates, ejemplar solitario, seto vivo	
<b>Deer Resistance</b> Resistencia a los venados	high alta	medium mediana	low baja

**Planting | Plantar**

1. Dig hole wider than pot and as deep. | Cava un hoyo más ancho que la maceta e igual que profundo.
2. Carefully remove rootball from pot, place in hole, and backfill. | Retira con cuidado el cepellón de raíces de la maceta, trasládalo al hoyo, y vuelve a llenar el hoyo.
3. Water well and apply 2-3" of mulch. | Riega bien y aplica 5-8cm de mantillo.



For questions and complete care instructions, visit [ProvenWinners.com/ShrubCare](http://ProvenWinners.com/ShrubCare)

Para ver preguntas e instrucciones de cuidado completas, visita [ProvenWinners.com/ShrubCare](http://ProvenWinners.com/ShrubCare)



*Hibiscus syriacus* 'Notwoodthree'  
PP#20574 CBR#3583

Plant Blue CHIFFON® rose of Sharon for intriguing summer color. This adaptable, easy-to-grow plant boasts a graceful habit, low seed set, and large, double blue flowers.

La rosa de Sarón Blue CHIFFON® tiene un interesante colorido en verano. Esta planta se adapta bien y es fácil de cuidar. Tiene un porte elegante, flores dobles grandes de color azul, y pocas semillas.

**Light exposure:** tells if the plant will grow in sun, shade, or in between. Sun is 6+ hours of bright light daily, part sun/part shade is 4-6 hours of sun or filtered light, and shade is fewer than 4 hours.

**Hardiness:** the coldest winter temperatures the plant can survive.

**Size:** the height and width the plant will reach after about 7 years in the ground.

**Spacing:** a recommendation of how far apart to plant multiples of the same shrub.

**Bloom Time:** when you can expect the plant to bloom. May vary a bit depending on your climate.

**Pruning:** when to prune. Note that pruning is not always required; consult the plant listing on our website for full details.

**Soil & Water:** if the plant requires any particular soil conditions, you'll find that here.

**Care:** fertilizing instructions or other maintenance recommendations.

**Uses:** suggested landscape roles where this variety may particularly excel.

**Deer resistance:** indicates level of resistance to deer damage.

**LANDSCAPE WITH THE MOST AWARDED SHRUBS ON THE MARKET.**

The 300+ Proven Winners ColorChoice shrubs in this edition of Gardening Simplified have all been tested to ensure they outperform anything else available. Otherwise, they wouldn't be a part of this selective group, carefully built by expert horticulturists over the last 20 years.

You don't need to take our word for it that our plants are superior: we're proud to say that they've earned accolades from organizations around the world for their beauty, innovation, and user-friendliness. To date, they've garnered over 200 awards from near (The American Rose Society) and far (the annual Plantarium show in the Netherlands), and the count is growing every year.

Whether you are an experienced gardener or just taking the first steps toward making your world a little greener, Proven Winners shrubs will help you achieve the landscape you've always dreamed of. It starts with this book!

**A FEW OF OUR RECENT AWARDS INCLUDE:**

- 1 | **LOW SCAPE MOUND™** Aronia (see page 60)  
 – Boskoop Royal Horticulture Society Silver Medal, 2018
- 2 | **PUGSTER BLUE®** Butterfly Bush (see page 53)  
 – Plantarium 2019, Best in Show
- 3 | **INVINCIBELLE WEE WHITE®** Hydrangea (see page 77)  
 – Direct Gardening Association Green Thumb Award, 2018
- 4 | **OSO EASY®** Petit Pink Rose (see page 81)  
 – American Rose Trials for Sustainability Master Award, 2019



1



2



3



4