

conifer

VOLUME 34, NUMBER 2 | SPRING 2017

QUARTERLY

PAGE 10

CONIFERS AT PLAY

PART 2

SAVE THE DATES: Central Region Conference • July 14–15 • Kellogg Center, Michigan State University, East Lansing, MI

Spring 2017
Volume 34, Number 2



CONIFERQuarterly (ISSN 8755-0490) is published quarterly by the American Conifer Society. The Society is a non-profit organization incorporated under the laws of the Commonwealth of Pennsylvania and is tax exempt under section 501(c)3 of the Internal Revenue Service Code.

You are invited to join our Society. Please address membership and other inquiries to the American Conifer Society National Office, PO Box 1583, Minneapolis, MN 55311, acsnationaloffice@gmail.com. Membership: US & Canada \$38, International \$58 (indiv.), \$30 (institutional), \$50 (sustaining), \$100 (corporate business) and \$130 (patron). If you are moving, please notify the National Office 4 weeks in advance.

All editorial and advertising matters should be sent to: Ron Elardo, 5749 Hunter Ct., Adrian, MI 49221-2471, (517) 902-7230 or email conquarteditor@gmail.com

Copyright © 2017, American Conifer Society. All rights reserved. No material contained herein may be reproduced in any form without prior written permission of the publisher. Opinions expressed by authors and advertisers are not necessarily those of the Society.

Note: Hardiness Zone references in **CONIFERQuarterly** are USDA classifications unless otherwise specified.

CONIFER
Quarterly

Editor

Ronald J. Elardo

Technical Editors

Steven Courtney

David Olszyk

Advisory Committee

Tom Neff, Committee Chair

Sara Malone

Martin Stone

Ronald J. Elardo

Evelyn Cox, past Editor

Cover Photo

Pinus parviflora 'Tanima-no-yuki'
Stunning new growth and young male cones. Photo by Damon Davis

TABLE OF CONTENTS



Barnes Oriental Spruce is
Back in the Arboretum **04**
Jacob Thomas and William H. Rein

The Aesthetic Pruning of Conifers **06**
Maryann Lewis

Conifers at Play – Part 2 **10**
Diana Smith

ACS Central Region
Conference **15**

Conifers That Grow On You **17**
Adrian Bloom

19 The History of the Conifer Glen
Jeff Bowman

22 *Ginkgo biloba* Collection Improved
and Expanded
Steve Carroll

20 Jean Iseli 2017 Memorial Grant

27 ACS Directorate

BARNES ORIENTAL SPRUCE IS **BACK** IN THE **ARBORETUM**

JACOB THOMAS, PhD, DEPUTY DIRECTOR FOR LIVING COLLECTIONS
WILLIAM H. REIN, LIVING COLLECTIONS ASSOCIATE

After a 20-year absence, our dwarf Oriental spruce has returned to the Barnes Arboretum. In early 2014, a specimen of *Picea orientalis* 'Barnes', measuring approximately 30 inches wide, found its way back "home", thanks to the generosity of Mr. Walter Cullerton of Pineville, Pennsylvania, who graciously gifted it to the Arboretum.



Photo by Sam Pratt, Conifer Kingdom

Following this, an effort was made to find historical information about its origin and development to see if we could really link it to the Barnes Foundation, according to the website of the American Conifer Society.

Found as a witch's broom, this is an old cultivar, which was never registered, but which was propagated and sold in commercial numbers for many years. Layne Ziegenfuss originated it at his Hillside Gardens Nursery in Leighton, PA (ca. 1970), introduced it to the trade about 1980, and then it was registered by Richard A. Larson of the Dawes Arboretum (Newark, OH) in 2011.

In searching for this plant by name, we found references to its origins at "the Barnes' estate". The phrase "Barnes' estate" made its connection to the Barnes Arboretum a little tenuous, since this arboretum isn't usually referred to as an estate; typically it's called "the Barnes Foundation in Merion".

Accession cards at the Barnes carry some information on plants grown from "witch's broom cuttings from the Barnes' tree" in 1971–1975.

On these cards are notes that one of the rooted plants ended up "in the Dwarf Conifer Collection", and that only a few other rooted cuttings survived as of June 1979. There is further information that Walter P. Quintin also collected cuttings from the witch's broom and gave them to Walter Kolaga of Mayfair Nurseries, in New York, in 1971 and 1973. Kolaga propagated the plant, one of which is believed



Photo by Sam Pratt, Conifer Kingdom

to be the specimen which was in the dwarf conifer collection at the Barnes until 1995. Walter Quintin, a conifer aficionado, donated more than 60 dwarf conifers to the Barnes in 1972, according to a 1973 arboretum newsletter. Rick Ray, a longtime faculty member at the Barnes horticulture school, spoke nearly twenty years ago about the removal of the

Barnes's dwarf conifer garden in 1995 and, in particular, the specimen 'Barnes'. So, the spruce cultivar carrying the name of its home was no longer in residence at the Barnes Arboretum as of 1995.

According to Walter Cullerton, Bob Fincham, an active member of the American Conifer Society, and owner of Coenosium Gardens (a small propagating nursery for conifers, now closed), was the late Mr. Ziegenfuss's "understudy". Mr. Fincham long ago left Lehigh, Pennsylvania, for the Pacific Northwest. Mr. Fincham, now living in Washington State, has an active website and is selling 'Barnes' plants, or at least has a photograph of one on his website.

We contacted Bob Fincham in the hope that he could tell us the story of the origin of the Barnes oriental spruce. Mr. Fincham confirmed both the contribution of Layne Ziegenfuss (who was well known in the conifer community) in this cultivar's propagation, development, and marketing as a witch's broom oriental spruce; and the fact that Mr. Fincham himself named the plant *Picea orientalis* 'Barnes.'

We concluded that sometime around 1970, Mr. Ziegenfuss acquired his first cuttings of this dwarf *Picea orientalis* from the witch's broom which once resided on the *Picea orientalis* and is still standing today in the Barnes Arboretum, and successfully propagated and marketed it as *Picea orientalis* witch's broom. Later, Mr. Fincham named it *Picea orientalis* 'Barnes' and Richard A. Larson of the Dawes Arboretum registered it as such with the American Conifer Society in 2011. It was then accepted by the International Conifer Registry at the Royal Horticultural Society. We at the Barnes would like to share this plant's history—from the discovery of the witch's broom to the people involved in making this cultivar known not only to conifer growers but to gardeners around the world. 🌲



Picea orientalis 'Barnes' can grow in a pyramidal shape. Here it is in Washington State at the home of ACS Western Region President, David Olszyk. Photo by David Olszyk

THE AESTHETIC PRUNING OF CONIFERS

BY MARYANN LEWIS

“Aesthetic Pruning embraces the creative interpretation of small trees and shrubs in the urban context. The living art form combines the artistic skills of the pruner, the essence of a tree, the science of horticulture and the needs of the clients and the surroundings.” — Dennis Makishima

The diverse, often sculptural, attributes of conifers, the myriad of forms, textures and colors, add interest to any garden, and appeal to our sense of the beautiful, our aesthetic sense. In this article I would like to emphasize how the aesthetic appeal of conifers can be enhanced through the art and craft of pruning, specifically, through the principles of aesthetic pruning as developed by Dennis Makishima and promoted by the Aesthetic Pruners Association.

Let’s break down the definition of aesthetic pruning as it relates to conifers, and you can make up your own mind!

“Aesthetic Pruning embraces the creative interpretation of small trees and shrubs in the urban context.”

Gardening is all about creative interpretation, and the woody plants that reside in gardens are no exception; indeed, they are often a garden’s focal point. Woody plants have the ability to provide a story year-round. The bright yellows and blues of the conifers are stunning with a dark winter sky as a background. The new growth and cones in the spring, the steady background and structure in the summer and fall are only a few features to get us started. In both dramatic and subtle ways, conifers can express the wind, direct visitors to the front door, or lead your gaze towards the view of a water feature.

Do not be discouraged by reading “urban context” in the definition. We all know of collections that rival the Manhattan skyline in their density! Any garden where people interact on a personal level and scale matters (both practical and in design) should include aesthetics in the formula for long-lasting stewardship. For more on the importance of aesthetics in our lives, read a collection of essays edited by Ritu Bhatt called *Rethinking Aesthetics, The Role of the Body*



Chamaecyparis obtusa 'Limerick' before pruning. The tree is growing into the eave of the house and the pathway. The scale of this tree needs to be both practical and aesthetic.



Chamaecyparis obtusa 'Limerick' after pruning. The tree maintains its form and is open enough to encourage new growth on the interior for future pruning as well as let sun through for balanced foliage.



Merritt College Horticulture
Spring 2017 (+fall TBA)
 Aesthetic Pruning Series



Spring 2017

All the classes with asterisk * are required for the Aesthetic Pruning Award.
 All classes Saturdays, 9:30am - 12:30pm & \$39 fee, except where noted**

- *1/28/17 LH800 Introduction to Aesthetic Pruning - Ingram
- ** note: LH800 is 9:30am - 4:20pm and fee is \$78
- 2/4/17 LH805 Pruning Deciduous Fruit Trees - Anders Vidstrand
- 2/11OR2/25 LH881 Art of the Wisteria - Pete Churgel
- *2/11OR2/25 LH801 Pruning Deciduous Trees/Shrubs - Chris Ingram
- *3/4/17 LH839A Introduction to Bonsai - Bill Castellon
- ** note: LH839A is 9:30am - 4:20pm and fee is \$78
- *3/11/17 LH803 Finding the Essence of a Tree - Pete Churgel
- *4/8/17 LH804 Pruning Flowering Trees/Shrubs - Jocelyn Cohen
- *4/22/17 LH810 Pruning Maples - Pete Churgel
- 5/6/17 LH891 Art of the Laceleaf Maple - Yuki Nara
- 5/20/17 LH831 Pruning CA Native Trees & Shrubs - Jocelyn Cohen
- *5/27/17 LH811 Pruning Pines - Bill Castellon

EVERYTHING IS SUBJECT TO CHANGE!

note above unconfirmed & any changes will be posted at www.merritt.edu/wp/lanht

Fall 2017 Classes TBA dates

- (Sept.) LH812 The Art of the Focal Point Tree
- (Sept.) LH818 Pruning Conifers
- (Sept or Oct.) LH815 Pruning for the Big Picture
- (Oct.) LH817 Pruning Japanese Gardens
- (Nov.) LH816 Pruning Container Trees & Shrubs
- (Nov.) LH819 The Art of Tree & Shrub Reduction
- (Dec.) LH823 Aesthetic Pruning as a Career

Questions? email mbull@peralta.edu / 510-436-2418 Register by mail or in person at Landscape Horticulture Office, H107, Merritt College 12500 Campus Dr. Oakland CA 94619



Merritt College Aesthetic Pruning Class Schedule 2017

in Design. This collection of essays is from a diverse field of professionals who make the argument “that aesthetic experiences can be nurtured at any moment in everyday life.”

“The living art form combines the artistic skills of the pruner.”

I can honestly say that each of my clients has a great “eye”; meaning, they see creativity, look for beauty, proportion, balance, movement and all of the artistic terms, with which we are familiar. (Even if they don’t admit it to themselves!) To achieve those artistic elements successfully, one must develop skill. One must learn the growth habit of a tree, the reactions to pruning cuts in order to prune with design intent. Among my peers, we refer to this as developing our “craft”. How did I do it? Over many years, I completed all of the pruning classes offered at Merritt College and a 20-week, hands-on pruning class which was then offered by senior members Michael Alliger and Yuki Nara; as well as participating in the many volunteer events organized by the Merritt College Pruning Club, where more experienced pruners mentored the group. The most important aspect of this training was receiving feedback about goals, challenges and execution. This was just the start of my craft development. For me, it will be a lifelong endeavor, and that is the beauty of it! Take all the classes you can find. Experiment on your own trees. Get feedback.

“The essence of the tree”

Defining the essence of a tree is something conifer lovers do on a regular basis. It is one of the reasons why I think so many *coneheads* appreciate aesthetic pruning. The essence of a tree is found among the many characteristics we love in our favorite cultivars, which include movement, age, grace, silhouettes, foliage, cones and bark. Conifers also offer an endless supply of surprises and reveals.

While the *Pinus monticola* ‘Crawford’ could be identified by its growth habit, needles, and bark; also, what happens when it grows out of its location, and the context of the garden changes around it? One option would be to tear it out and replace it. This is usually not a problem for conifer lovers who have too many trees in pots waiting to get planted, but another option is to see if the tree has potential character that can be revealed with pruning. Not all trees have this potential. This one has subtle movement within the trunk. Nothing too dramatic, but then, for the location, it doesn’t need to be. It will take a few years to work with the tree’s natural growth habit to develop the branches, and get the proportion of the trunk and scaffold branches right with a balanced amount of foliage. The trunk is not fabulous, but with a little bit hidden and a little bit revealed, our imagination can take over and improve the trunk beyond its original potential. A living, growing tree is always changing. An aspect of the art and craft of aesthetic pruning which I particularly love is balancing the beauty that can be achieved in the present while imagining and planning for the possibilities of the future.



2015 NAJGA* workshop at The Duke Gardens Culbertson Asiatic Arboretum, in Durham NC. Maryann Lewis was 1 of 3 APA certified aesthetic pruners teaching at the workshop. Photo by Dina Blackwell

*North American Japanese Garden Association



Pinus monticola 'Crawford' before pruning.

“The science and horticulture”

Understanding a tree’s horticultural needs is paramount to aesthetic pruning. Understanding how a tree will respond to your pruning is critical to maintaining the health of a tree and to maintaining the integrity of the tree’s design. Horticultural knowledge is essential and available through university extension programs, college courses, books and the Internet. In addition to learning from horticultural experts, aesthetic pruners are constantly using personal observations to assess growth, development and environmental conditions in the garden.

The example at right compares the bud growth from a *Pinus thunbergii* forma *corticosa* 'Hakuho' and a *Pinus thunbergii* 'Thunderhead'. The 'Thunderhead' has grown in popularity in Japanese-style gardens because it is vigorous and can handle conditions that would stress a species tree or other cultivars. It produces a thicker and more brittle branch and a copious amount of buds when candled. 'Thunderhead' responds well to autumn thinning cuts in order to keep its size under

control while making room for next year’s beautiful, fuzzy candles and long dark green needles.

For a book about sound pruning science, try *An Illustrated Guide to Pruning*, 3rd Edition, by Edward F. Gilman.

Coneheads: hone your observations skills, trust what you see and what you know about your region and climate. Pruning tips you read may need to be adjusted to your region and cultivar, even if you are talking about the same tree.

“The needs of the clients and [the] surroundings”

If you do not work in the field of pruning, you are your own client, and your garden, property and neighborhood constitute the local surroundings, within which your pruning takes place. Many questions can arise such as: do you have need for space, does your garden design require specific pruning, did you purchase a tree full of character, and, now that it is planted, is growing out of scale and losing its character, is it cascading to the left, but south is in the



Pinus monticola 'Crawford' after pruning.



Pinus thunbergii forma *corticosa* 'Hakuho' bud production after de-candling.



Pinus thunbergii 'Thunderhead' bud production after candling.

opposite direction, should you embrace asymmetry when the perennials have shaded out the bottom corner of your conical *Picea*. Look thoughtfully at your surroundings and garden context. Learn to assess your garden, and your pruning will be balanced and unified. Even if you consider your plants a collection rather than a garden, your trees relate to each other, they relate to sun, wind, viewpoints and scale. If your tree is a focal point in the garden, it relates to the context around it.

Aesthetic pruning as outlined above is a technique with universal application. Unlike very specialized topiary or Niwaki pruning, its principals apply to any woody plant, in any horticultural setting and garden style. I was recently reminded by Michael Alliger in a keynote speech he gave at the APA's 2016 pruning intensive workshop in Oakland CA, that fine art such as bonsai and Japanese garden design have been around for centuries, and that aesthetic pruning is in its infancy. The direction and development of Aesthetic Pruning as an art and craft is evolving and has an exciting future. I think conifers will lead the way! 🌲

Useful references:

Books: *An Illustrated Guide to Pruning*, 3rd Edition, by Edward F. Gilman, and *Rethinking Aesthetics: The Role of the Body in Design*, Edited by Ritu Bhatt.

Video: www.Gardentribe.com "Pruning Japanese Maples" with Michael Alliger. (This may be about maples but the aesthetic pruning principles apply to any woody plant.)

Websites: maryannlewis.com, aestheticprunersassociation.org, aestheticpruning.org, merrittlandhort.com, crateagus.com/blog/, bonsaitonight.com/bonsai-blog/

Maryann Lewis is a registered architect and APA certified aesthetic pruner. She co-founded the Aesthetic Pruners Association in 2010, gives presentations and workshops on aesthetic pruning and owns an aesthetic pruning business in Portland, Oregon. She can be reached at maryann@maryannlewis.com.

CONIFERS AT PLAY

PART 2

ACS NATIONAL MEETING 2017


Gardens of Dr. and Mrs. Charles Mango

BY DIANA SMITH

I started designing and installing the Mango gardens in 1990, when my friend John Bishop, who was building the walls and patio, thought the original design plan was boring. The steep hill which had been excavated had two levels, and the original plan was to put in a row of blue spruce at the top and fill the rest of the hill with blue rug juniper. Having seen my own gardens, John knew my potential and told Dr. Mango that I could create a more interesting design. I looked at the clean palette and asked Dr. Mango what he wanted to create in a garden. Since he is an avid birdwatcher, he wanted to bring nature in and block the neighborhood out. A very simple task. Everything took off from there. Twenty-seven years later, 3.5 of 5 acres of the property are now gardens.

The area we were working in is on a hill. John dug the entire hill out. He built the retaining wall and patio. I came in ready to do the landscaping. We made daily trips to the quarry and brought in hundreds and hundreds of tons of pea stone, blasted stone and large boulders. We hand-selected every stone and moved each one 5 or 6 times until it found its final resting place.

Stones add great depth and character to the gardens and highlight important plant material. I had no written plan, just a picture in my mind of what Dr. Mango wanted to accomplish. We started with a pond and waterfall. Since everything is on a hill, we had to move soil and place the rocks and plants at the same time and then leave the area by working sideways. We had to get it right the first time since there was no way we could come back in later to modify the planting. To make matters worse, it was a hot and dry summer and, without an irrigation system, we had to water the new plantings. Our next goal was to dress up the patio



Thuja occidentalis 'Smaragd' clustered on the tier in the patio garden. *Thuja occidentalis* 'DeGroot's Spire' on the main level in the mini garden. Photo by Diana Smith

area. We incorporated planting pockets and a koi pond. The planting pockets still display the original sculptured Emerald Green arborvitae, Japanese maples, tree wisteria and a mini garden with small waterfalls and stream.

The garden has evolved in phases, with a new area added each year. We decided to convert another large hillside area into a mountain hillside with waterfalls and two ponds. This area was designed to include a flat landing large enough for a wedding party. I also viewed it as a Japanese mountain



Sculpted *Thuja occidentalis* 'Spiralis' in the foreground with *Picea pungens* 'Kosteri' in the background. Photo by Diana Smith

side. Thirty Japanese maples with numerous conifers, deciduous trees and perennials spot the landscape. Sculpted Tanso pine and spiralis arborvitae add interest to the natural forms of 'Kosteri' blue spruce, *Chamaecyparis pisifera* 'Clouded Sky' and lacebark pine. Fall is spectacular. The bright colors of the maple trees highlight the sculpted dark green conifers. The area now is home to many different birds and animals, including some unique to a suburban setting, such as turkey and fox, as well as the ubiquitous but less welcome deer.

The front of the house is also planted with conifers and Japanese maples to unify it with the hillside behind the house. In the spring, the landscape is dotted with various ground cover perennials like dwarf iris, *Coreopsis* and elfin thyme to brighten and highlight the evergreens.

A *Chamaecyparis lawsoniana* 'Sullivan', which graces the center of this front garden is surrounded by a cluster of Japanese tree peonies, dwarf Japanese maples, dwarf hemlocks, pines and spruces. Fall is another spectacular time for this area with the brilliant maple colors and evergreen textures and shapes.

The main entrance to the garden which is just past the front of the house is filled with dogwoods, rhododendrons and conifers. Rocks were placed to create a dry stream to cover an old slate walk way. Sculpted arborvitae dot the landscape.

The garden keeps expanding. A few years ago, I started working on a weeping garden. Unfortunately, the deer subverted that visionary scheme, devouring the weeping branches until the plants all looked like mushrooms. Undaunted by that disappointment, my newest project has been to develop an evergreen forest. At first, the deer persisted as a problem until I discovered that Korean pine appears not to appeal to their taste buds. The background of this new element already has some nice specimens of *Cryptomeria japonica* 'Yoshino', *Metasequoia*, and *Abies concolor*. These trees have been growing for 10 years with no deer damage.



Pinus densiflora 'Umbraculifera' with *Juniperus procumbens* 'Nana' drape the hillside. Photo by Diana Smith



Tsuga canadensis 'Stewart's Gem' next to *Chamaecyparis pisifera* 'Snow' and *Chamaecyparis lawsoniana* 'Sullivan' in background with a sculpted *P. parviflora* 'Negishi'. Photo by Diana Smith



Suki stands next to a *P. densiflora* 'Pendula' as it creeps along the ground in the front garden. Photo by Diana Smith



Main entrance with sculpted *Thuja occ.* 'Spiralis', *Buxus microphylla* var. *koreana* surround the beautiful colors of the Japanese maples. Photo by Diana Smith

I am deeply grateful to Dr. Mango for giving me the opportunity to commit myself to this labor of love. He is also generous in welcoming many garden clubs and tour groups to visit the garden. This is not a garden to hoard for yourself. It is a garden to share with others who can enjoy its beauty and appreciate the passion that inspired its creation. We hope you enjoy your time in the garden.

Topiary Gardens

BY DIANA SMITH

In 1989, I started collecting Japanese Maples. My passion for this genus is probably a gift from my mother, who is from Japan. Her appreciation of these remarkable small trees is surely imprinted in my DNA. At that time, you could only purchase them from the west coast. In the early 1980's, states that grew maples on the east coast, mainly in the south, had a devastating blight that killed many of the Japanese Maples. At this point, nurseries were afraid to grow them until the blight was controlled. I kept collecting from the west coast, but the plants started getting smaller, costing more, and shipping was going up. In 1990, I thought, why can't I graft maples and help other collectors on the east coast? I didn't know how to graft, but I did know how to grow plant material from my hands-on experience working at a local nursery for 22 years. I looked on the internet for a "How to graft" video. I came across one by Robert Fincham. That video started my grafting career!

I started with 30 maples inside the house and was both pleased and surprised by my good success rate. The following year, I added more, and, with increasing

confidence, decided to try my hand at conifers. I did well on the conifers too. Eventually, I built a cold storage frame and added more each year. Now, almost 30 years later, I usually graft at least 1000 maples a year.

In the meantime, I was also growing ornamental trees, shrubs and rare perennials in the gardens. Since people often began asking me to help them build gardens, I decided I would need unusual plant material for my creations. I took the big step and got my business license in 1994. Hence, the beginning of Topiary Gardens. The name came from my discovery that I could salvage non-saleable plants ragged from neglect, using topiary to give them new life and restore their beauty. I started purchasing liner material that would complement Japanese maples. Conifers always add interest and texture to gardens. I started to collect them too. I went on collecting binges to make sure I had enough textures, colors and shapes to add to my creations. I purchased a little bit of everything so that I had a good palette to work with.

With my collection of plants scattered around the property, I started to build different gardens. I had a small koi pond by the house and, as the koi grew, I needed to make another pond. The new pond is 30 x 28 and 6 ft. deep. The garden which surrounds the pond features mature evergreens such as *Juniperus rigida* 'Pendula', *Cham. pisifera* 'Aurea' and a sculpted *Abies concolor* 'Candicans'. There are many Japanese maples and complimentary plants that are interspersed throughout the garden. You would never know that this is where I started growing plants to start a nursery.

Although Japanese maples were my first love, today there are also many specimen conifers scattered about the property.




Garden with koi pond. Boxwood, *Thuja occ.* 'Rheingold', *P. asperata* 'China Blue' in foreground with Japanese maples, tri-color beech and *Cham. pisifera*, 'Aurea' in background.



Koi awaiting feeding time.

Pinus strobus 'Umbraculifera' or is it 'Nana' with *Cham. pisifera* seedlings in background



Thuja occ. 'Columbia'

A *Pinus strobus* 'Golden Candles' was one of the first rare conifers I really liked. It is nestled into a small forest of *Chamaecyparis pisifera* and 'Umbraculifera'. I purchased the *P. strobus* as 'Umbraculifera' but I believe it is actually 'Nana'. I have another *P. strobus* which I purchased as 'Nana', but which looks more like 'Umbraculifera'. Sometime you just don't know if they are true to name until they reach maturity. And, it is at maturity that the conifer realizes its full beauty.

In a section with specimen conifers, one of my favorites is the *Pinus koraiensis* 'Oculus Draconis'. I love the long needles of *Pinus koraiensis*. Other conifers in that section are *Picea omorika* 'Pendula', *P. omorika* 'Riverside', *P. orientalis* 'Nana', *P. orientalis* 'Nutans'. The dark green, short needles of the spruce make an outstanding background plant.

When you walk around the nursery and gardens, I hope you will find the plant material interesting and the atmosphere peaceful. Enjoy the many colors, textures and shapes that define the character of Topiary Gardens.

Gardens of Dr. CJ Ryan and Dr. Eileen Murphy

BY DIANA SMITH

The property is situated on beautiful Skaneateles Lake, the cleanest of the five Finger Lakes. It is so clean, in fact, that the city of Syracuse and surrounding municipalities use it—unfiltered—as drinking water. The house sits on a deep lot surrounded by plantings along the perimeter.


When they asked me ten years ago to begin re-designing their garden, it was an absolute mess. Arborvitae, boulevard cypress, and green-thread cypress engulfed the back of the house. They were crammed into a bed that was only 8 x 10 feet, suggesting that the previous designer didn't realize how huge these plants would become. To add to the congestion, there were also complimentary plants such as *Hydrangea paniculata* and dogwoods. With a lot of digging, sweat, and determination, I was able to remove those existing plants to create a clean palette. Never one to squander, I managed to save and relocate many of them to other places on the property.

The palette was clean, but the site was very shady, making it important to choose the right plants to thrive in the new garden. I decided to rely primarily on boxwoods, Japanese maples, and hostas. They count among my favorite specimens because they are shade tolerant, garden-worthy, and harmonious companions. By now they have matured to fill the area, which also includes a small koi pond with a babbling brook to create a sense of serenity.


More recently, we also redesigned an “island” garden that is very noticeable as you come down the driveway. The dominant specimen here was a large Norway maple planted on one side, and the rest was filled with hosta, ferns, and *Ajuga*. Not very attractive and definitely calling out for another clean palette. I had the Norway maple removed and dug everything else out myself. I replaced the maple with a burgundy kwanzan cherry as the main tree. It is surrounded by weeping kousa dogwood, gold thread cypress and a cluster of “Rezek” Hinoki conifers in the “island garden”.

Most challenging phase of this re-design project was creating the hillside garden on the lakeside of the property. The hill is so steep that we call it “the bowl,” and the previous designer apparently gave up, settling for grass with a few stone steps flanked by a few *Spirea*. The walkway to the lake is now flanked by alpine ground cover plants, including rock cress, thyme, geraniums, and sedums. Tree peonies, Japanese maples, evergreens, and flowering perennials also dot the landscape

Last year, the right side of the garden was completed. A *P. orientalis* ‘Skylands’ shines on top of the hill. *Picea abies* ‘Schmid’s Pendula’ drapes down the hill, underplanted with sunrose, dwarf holly and creeping thyme as groundcovers. The garden is still on its way to maturing and can only become better with age. The view of Skaneateles Lake is very calming and refreshing. I’m glad Dr. Ryan and Dr. Murphy were able to open their garden for you to view. 📍



Picea omorika ‘Bruns’ bends its way down the hill in an unusual way.



P. abies ‘Schmid’s Pendula’ with the lake in the background.



Chamaecyparis obtusa ‘Stoneham’ nestled amongst the rocks.

ACS 2017 CENTRAL REGION CONFERENCE

July 14 – 15
Kellogg Hotel &
Conference Center,
East Lansing, MI

The ACS 2017 Central Region Conference promises to be one of the best yet: with the tour gardens and the educational sessions, the auctions and the optional pre-and post-tours, it will likely be the highlight of your year.

You will find the headquarter Kellogg Hotel & Conference Center, located on the Michigan State University (MSU) campus in East Lansing, Michigan, to be a comfortable and convenient location with walking access to the campus and its gardens. Bus transportation will take us to the gardens included in the official tour.

Please be aware that because of the capacity of conference facilities, meeting registration/attendance will be limited to 240 individuals. You are encouraged to register early.

The conference check-in will start Friday (July 14) at 4:00 pm, followed by a social hour, dinner, announcements and presentation by our keynote speaker, British horticulturist Adrian Bloom. After breakfast Saturday, we will board buses for the garden tours and return for lunch and a lecture series. The conference will close Saturday evening after dinner and the plant auctions. Read on for details.

Michigan State University Campus & Kellogg Center

During the conference, you will be able to wander the campus at your convenience. The arboretum-like campus includes 14 acres of gardens with some trees exceeding 350 years of age. We will tour four of the gardens during the conference; however, all gardens will be accessible for a visit or a return visit. During the conference, most students will be on summer break so we'll be able to enjoy the campus under less crowded conditions and at our own pace.

After the meeting was booked, the MSU Board of Trustees designated all MSU facilities tobacco-free. Therefore, be aware before registering that tobacco is not permitted anywhere on the campus, or at Hidden Lake Gardens. Campus parking is heavily policed so pay attention to signage when on your own.

Keynote speaker

The keynote speaker, Adrian Bloom, will talk about Gardening with Conifers. Adrian is a nurseryman, gardener, writer and president of the Blooms of Bressingham Nursery in Norfolk, England. He currently holds the Royal Horticultural Society's coveted Victoria Medal of Honour. The Blooms are the only father and son to have simultaneously held this award. Adrian has been a member of the American Conifer Society for a

number of years, and is being presented the ACS 2016 Justin C. "Chub" Harper Award for Development in the Field of Conifers at this meeting.

Adrian is updating his book, *Gardening with Conifers*, to reflect many new cultivars. Several ACS members have provided input on the regional performance of those cultivars. The updated book should be available for purchase during the conference, and arrangements are being made for Adrian to autograph those books.

East Lansing Conference Registration Documents

Conference registration documents will include three parts: registration for the conference, registration for either or both optional tours, and keynote table raffle ticket purchases. Once all details and costs have been finalized, the registration documents will be available in an upcoming edition of *The Coniferite* and on the society's website www.conifersociety.org.

Conference Garden Tours on the MSU Campus

Saturday morning buses will leave Kellogg and will drop off and continuously circulate on a route between the four gardens. Members will have to manage the time spent at each garden to arrive at the Plant and Soil Science Building (P&SSB) luncheon location in time to eat and relax before the afternoon lectures.

W.J. Beal Botanical Garden, established in 1873, is the oldest, continuously operated university botanical garden in the USA. This historic garden is a 5-acre outdoor laboratory for the study and appreciation of plants. More than 2,000 different taxa can be found within the garden, including one of the largest Katsura trees in the U.S.

Radiology Healing Garden is a well-designed handicap accessible pathway wandering through a 2-acre linear garden with many unique water and rock features providing a relaxing and soothing experience.

Clarence E. Lewis Landscape Arboretum is a 6-acre instructional arboretum for students in landscape horticulture. It offers visitors a chance to observe ornamental trees, shrubs, ground covers, and perennials in landscape settings. The site had its beginnings as the old campus nursery, and, as a result, many remaining specimen trees lend a mature appearance to much of the arboretum. The arboretum includes informal and formal gardens (including the **Jane Smith Conifer Garden** and the **Kathleen and Milton Muelder Japanese Garden**).

Horticultural Demonstration Gardens includes six different gardens on 7½ acres which surround the Plant and Soil Sciences Building and its teaching greenhouses. Each well-labeled garden has its own purpose and includes **4-H Children's Garden, Judith DeLapa Perennial Garden, Amien and Florence M. Carter Annual Garden, Foyer Garden, Frank's Nursery Rose Garden, and Idea Garden.**

Conference Lecture Series

Following the Saturday morning garden tours and box lunch, two lecture rooms will be running simultaneously in the air conditioned MSU Plant & Soil Sciences Building. You can select which of two lectures to attend. The four lecturers and their topics are:

Bob Schutzki –“Designing with Conifers”. Bob is an associate professor with the MSU Department of Horticulture. He joined the department in 1982. His area of expertise is landscape horticulture, characterization of adaptive traits, and plant physiological status during landscape establishment.

Bert Gregg – “Conifers and Abiotic Stresses”. Bert is an associate professor with the MSU Department of Horticulture and Department of Forestry. He joined the departments in 2003. Prior to joining MSU, Bert worked in plant physiology with International Paper and USDA Forest Service. His area of expertise is physiology and management of trees in landscapes and nursery production. He is a steward for the Harper Collection at HLG.

Jill O'Donnell – “Emerging Conifer Pest Issues”. Jill is a Senior Educator with the MSU Extension. Her roles are Environmental Quality and Christmas Tree Educator. She has published numerous articles on conifer pest and disease issues.

Frank Telewski – “Ponderosa Pine – A closer look”. Frank is a professor of plant biology at MSU. Since 1993, he has also been the curator of the W.J. Beal Botanical Garden and Campus Arboretum. His research focuses on tree growth and response to environmental stress. In addition, Frank is a broom hunter, with several selections in the trade. He is a steward for the Harper Collection and the curator at HLG.

Saturday Evening Plant Auction

A special event in the conferences is the Saturday night auction. The auctions always include a variety of dwarf and miniature cultivars, offering a variety of colors and shapes that are generously donated by our own members, but this conference's selections promise to be extraordinary.

The Central Region includes some of the best conifer propagators in the country, and several have indicated that they will be bringing unique plants that have not previously been available.

Optional tours

The Central Region is offering two low-cost, optional tours—

one on Thursday, July 13, at the Frederick Meijer Gardens and Sculpture Park, and the second on Sunday, July 16, at Hidden Lake Gardens. Both have a nominal fee. You must register for either or both of these optional tours, whether you register for the conference or not, using the conference registration form.

Everyone will be responsible for their own transportation to/from the Meijer and Hidden Lake Gardens. Lunch at the Meijer Garden will be on your own; they have facilities on site.

The **Frederik Meijer Gardens & Sculpture Park**, 1000 East Beltline N.E., Grand Rapids: One of the nation's most significant sculpture and botanic experiences, Meijer Gardens includes Michigan's largest tropical conservatory; five indoor theme gardens; outdoor gardens, nature trails and boardwalk; sculpture galleries and permanent sculpture collection; library; café; and gift shop. Both indoors and outdoors, the 158-acre main campus is barrier free and handicap accessible. More information about the gardens can be found at <http://www.meijergardens.org>.

Members participating in the Meijer Garden tour are asked to be at the front entrance when the gardens open at 10 am to obtain their credentials. The program will begin promptly at 10:15, with an orientation followed by a docent-led tram tour.

At 11:30, David Rettig, curator of the new \$22 million Richard and Helen DeVos Japanese Garden, will lead a walking tour of that garden and make a presentation entitled “Niwaki Pruning of Trees.”

Throughout the day, we will be free to wander through the garden.

Hidden Lake Gardens (HLG), 6214 W. Monroe Road (M-50), Tipton, is part of Michigan State University. Its Harper Collection of Dwarf and Rare Conifers is an ACS Reference Garden and has been visited during previous ACS conferences. The site includes a 120-acre arboretum that was begun in 1962 and consists of plant groups such as conifers, crabapples, lilacs, maples, shrubs, and an extensive well-labeled Hosta Hillside. There is also The Elardo Garden which surrounds the Visitor Center. In 1981, Justin C. (Chub) Harper, founder of the Central Region of the ACS, gave MSU a major gift of over 350 dwarf and rare conifers, which became the foundation of the now much-expanded Harper Collection. More information can be found at <http://hiddenlakegardens.msu.edu>.

The Hidden Lake Gardens optional tour will begin at 9:30 at the Visitor Center. Following the walking tour of the Harper Collection, a box lunch will be provided before the Evergreen Hill tour. Throughout the day, we will be free to wander through the garden.

Pre- and Post-Gardens

A list of pre- and post-conference gardens will be available to all registrants prior to the conference. 📍

CONIFERS THAT GROW ON YOU

BY ADRIAN BLOOM

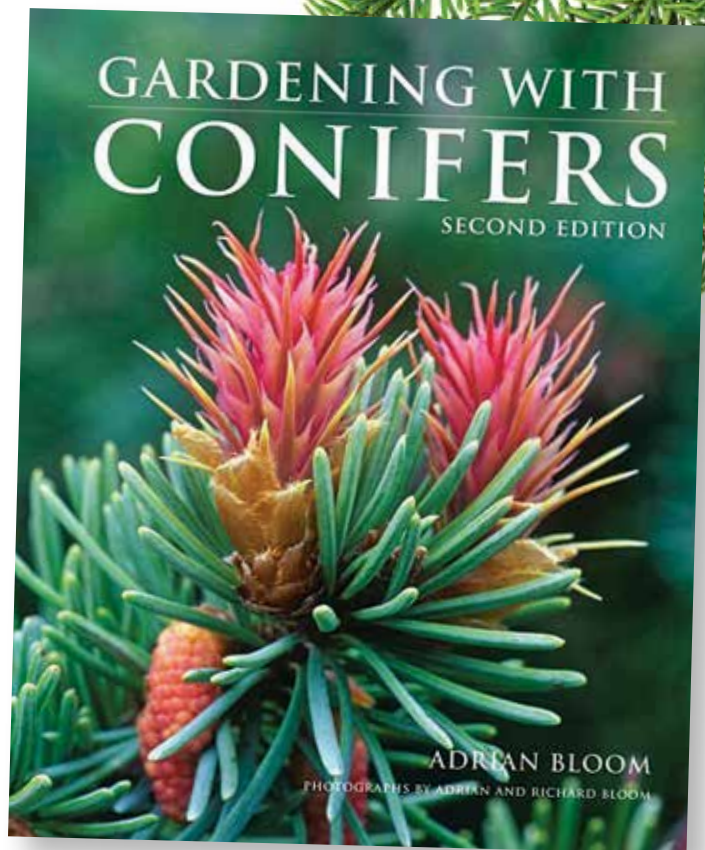
I had no intention of writing another book on conifers since putting in 2000 the two-year effort into researching, travelling, writing and taking photographs with my son Richard for *Gardening with Conifers* (published in 2002 by Firefly Books in Toronto, Frances Lincoln in England).

That said, I very much enjoyed the opportunity of visiting so many great gardens, nurseries and people, particularly on our two visits to the USA, renewing or making new friends in the ACS.

While conifers continue to play a very important role in my own garden, Foggy Bottom in Norfolk, England, I see them as part and parcel of creating a garden of year-round interest, using trees, shrubs, perennials, grasses and bulbs to achieve that objective. I was, and have now returned to, compiling a book on the 50th year since planting the first conifer into the open meadow that my wife, Rosemary, and I were to call Foggy Bottom. An even bigger task...

However, in 2015, Lionel Koffler, owner of Firefly Books in Toronto, and manager Michael Worek contacted me to say they were considering reprinting *Gardening with Conifers* and would I consider updating it? And, did it need a lot of changes? The answer after we had all reviewed it in depth was “yes” — and “no”. Fifteen years had passed, but most of the introductory and even directory pages were still as relevant today as in 2000 when I started writing. (I wrote my first book *Conifers for Your Garden* back in 1972—and so the perspective, and my knowledge of course, had considerably changed over that twenty-eight-year period.)

In checking the 2002 Directory of conifer species and cultivars, to a large extent a great many of those listed were still grown and some, like *Pinus contorta* ‘Chief Joseph’ still seem to be fairly new. Not that the book was intended to be about “new” plants as one can only gauge conifers and trees after many years. But, on a personal note, I had to ask myself the question—did I want to make the commitment to a fairly onerous job in recreating much of the book, and ensuring



that it was “fit for purpose” as a guide to gardening with conifers for another fifteen years?

Conifers Don't Grow on Everybody

It may seem strange to North American, and even European, horticulturalists and gardeners that there has for decades been a media antipathy toward conifers in the UK. It seems like I have had a battle going on years over the prejudice shown by some UK garden writers. I let Foggy Bottom be my case, but a headline in 2002 for what was a very good review article by respected English author Ursula Buchan in the UK national newspaper *The Independent* was titled, I WOULDN'T BE SEEN DEAD PLANTING ONE OF THOSE, followed by a subheading “Don't be so quick to judge the much-maligned conifer”. The rest is a balanced review of some length, in which she also states: “I admire Adrian for his steadfastness of his position, and he is justified when he says ‘Why do parts of the media pick on a group of plants which is so vast and diverse? You might as well say, ‘I hate shrubs.’”

So, still steadfast and believing that *Gardening with Conifers* has long been the most useful and comprehensive guide to...well, gardening with conifers, I felt it must not only be kept in print, but enhanced by the additional up-to-date information about these plants' characteristics and possibilities in today's gardens. Thus, I was very happy to work with the Firefly team to embark on this second edition.

The Second Edition

Since the new edition was to be primarily for the North American market, and there are such dramatically different climatic regions, I felt it important to take a short cut to get up-to-date advice from experts in the ACS. My first approach to an old friend proved to be a very fortunate one.

Right from the start in early summer 2015, Dennis Groh's help has added immeasurably to the value of the book, not only through his own considerable knowledge, but also in helping me tap into that of many other ACS members in the regions. These helpful experts, having reread my 2002 directory and the book, sent suggestions for possible newer—but also tried and tested—cultivars to go in the book. I would now like to thank all of those generous people for their advice and suggestions, and Dennis for his advisory and coordinating role. The result, and all suggestions were considered, was the addition of over 70 cultivars, many selected in Europe, but most also available in North America.

Now, with the second edition just published, those who bought the first editions might

say: "What's new, and should I buy it?" Of course, I would say yes, but here are some reasons;

It has more pages (24), more features, more cultivars and more good pictures. New features include dramatic pictures of conifers I planted 30 or 40 years ago, and how they have grown and assimilated in the garden, often by pruning and changing planting around them. Over 70 new additions to the cultivar list. Also a story of a famous collection of conifers in a walled garden in Northern Germany, the Mauergarten, which has been transformed by redesign and replanting. And remarkably, the cover price in 2017 is less than it was in 2002!

Enjoy your conifer gardening in 2017! 🍀



GEE FARMS

Nursery & Landscaping

10 Acres of Container Plants
 Conifers, Hosta, Ornamental Grasses, Perennials
10 Acre Arboretum and Water Features
 Field Grown Specimens, Grafts

Family Owned since 1849

8:00 am till 8:00 pm – 7 days

Gary, Kaye & Kary Gee
 14928 Bunkerhill Rd., Stockbridge, MI 49285
 PH: (517) 769-6772 or 1-800-860-BUSH
 FAX (517) 769-6204

Specializing
 in the rare &
 unusual

Visit our Web site @ www.geefarms.com for our plant list

Thanks from Adrian Bloom

A "thank you" to all ACS contributors, who clearly helped to create a regional and balanced selection of additions to the book. The publishers regrettably were not able to fit in all acknowledgements, so I am pleased to do so here, and for adding their expertise to the second edition.

ACS Conifer Experts

Central Region:

Donald Wild – Michigan
 Gary Wittenbaugh – Iowa
 John Vrablic – Ohio
 Marvin Snyder – Kansas
 Dennis Groh – Michigan

South East Region:

Dr. Sue Hamilton – Tennessee
 Andy Pulte – Tennessee

Jason Reeves – Tennessee

Duane Ridenour – Tennessee
 Chris Carley – Washington DC
 Bruce Appeldoorn – N. Carolina

North East Region:

Jerry Kral – New York
 Ridge Goodwin – Pennsylvania
 Brent Markus – Massachusetts

West Region:

Don Howse – Oregon
 Paul Halladin – Oregon
 Sara Malone – California (N)

THE HISTORY OF THE CONIFER GLEN

BY JEFF BOWMAN, SENIOR HORTICULTURIST AND
CURATOR OF THE CONIFER COLLECTION

First, a Brief History of The Dawes Arboretum


The Dawes Arboretum contributed to the American Conservation Movement of the early 20th Century. The movement originated in the 19th century as a reaction to industrialization and urbanization. Ohio witnessed a 150-year period of forest removal, a trend that didn't start to reverse itself until after World War II. By 1916, Ohio was depleted of trees. Few people had the resources and knowledge to reverse the trend. Beman and Bertie Dawes recognized this and began work transforming their Daweswood Farm into an arboretum with their first planned tree plantings in 1917. By planting trees at Daweswood, Beman hoped to inspire others to plant trees.

It was in 1929 that Beman and Bertie Dawes officially created The Dawes Arboretum in Newark, Ohio, as a private foundation to benefit the public: "to encourage the planting of forest and ornamental trees...to give pleasure to the public and education to the youth..." By the end of 1929, over 50,000 trees had been planted, and the grounds had doubled in size from the original purchase of 140 acres to 293 acres. To ensure the continuation of The Arboretum, the Dawes family established an endowment fund. Today, the endowment continues to be a major source of funds for The Arboretum though we are looking toward community engagement to support continued growth.

As The Dawes Arboretum's first staff arborist, hired in 1955, E.A. Sanford applied his scientific knowledge to build up the tree collections. In a 1956 newspaper article from the local paper, *The Newark Advocate*, Sanford had this to say about his work: "The object of planting in an arboretum is to give persons a chance to compare different varieties of the same kind of tree."

The History of the Conifer Glen

Many gardens and tree collections, like the Conifer Glen, were staff developed for beautiful display collections. The Conifer Glen is located in the southeast corner of The Arboretum where roadside plantings of conifers were completed in the early 1960's. Many of these specimens are still alive and well. The actual Conifer Glen's development didn't occur until the early 1990's. Designed by horticulturists Mike Ecker and Jeff Bowman, the plantings began using inspiration taken from a photograph of a conifer collection in Bedgebury National Pinetum and Forest in Kent, England. The Glen is eight acres with many miniature, dwarf, compact and large conifers planted and took years to develop.



Early view looking North, showing one of the original ledges.

Starting in the late 1980's a meandering overgrown stream at the bottom of the fledgling Conifer Glen was cleared of old willow, buckthorn, boxelder, briars and wild rose. Views were opened up to the other side, eventually connecting two separate areas visually. The stream had some interesting names: "feeder ditch", "crayfish creek", and the "ravine". A waterfall was constructed with sandstone rocks donated by a dedicated volunteer and was installed at the eastern end of the stream.

Throughout the early 1990's pencil sketches of varying quality were produced to give a visual idea of what the Conifer Glen was hopefully to become. Some have come to fruition and some have yet to be realized. In 2015, a large portion of these sketches were added to the Arboretum's Archives for posterity.

Starting in the early 1990's, sandstone rock outcroppings were installed in strategic spots in the Glen making it seem more

like a miniature gorge. These rocks came from leftover rocks from the first reconstruction of the Japanese Garden in the early 1990's. Other sources were donations from landowners, local quarries and housing construction sites. Granite boulders were placed in the stream itself and were meant to mimic glacial outwash that could have occurred during the last ice age. Adding rock features is an ongoing effort.

Fallen log effects were added in several areas to add another wild element to the garden. They were placed upon the ground to decompose or used to cross the stream in various places. Some were set vertically in the ground to be used as "Hawk posts"—to aid in the bird's success in catching prey, mainly rabbits, which can damage the garden in large populations. Straight larch, fir, pine, or juniper logs work the best though sometimes can be quite challenging to install in the garden. The logs are organic and gradual decomposition takes its toll. When a possible "log candidate" comes along, it is added to the garden.

Two different bridges had spanned the creek for many years. In the early 1990's a new bridge and a bridge-boardwalk combination were constructed. This greatly improved pedestrian circulation and provided many different interesting views.

Most conifers for the Garden have been grown in the Arboretum's nursery. Each spring and fall in the early years of the Conifer Glen's development, an incredible variety was ready to be planted. The plants are sited, planted, fenced off for deer (a real problem here), mapped by the Global Positioning System, and eventually labeled with a post, rod or branch label on the North side of the plant.

The Garden has been through a number of droughts and wet periods. Some of the droughts have killed fir and larch varieties, but there are always tough survivors. Wet periods have caused the demise of many *Taxus* varieties. Heavy snow and ice storms have also caused destruction in the past, resulting in lots of damaged plant material that needed corrective pruning or removal. We try carefully to remove wet, heavy snow off specimens being crushed when these weather events occur. Damage can really alter the appearance of a plant.



Original Conifer Glen sketch by Jeff Bowman, before work began.



Ledge area with grown golden larch in the background.

The *derecho* (wind storm) which occurred in June of 2012 did widespread damage throughout the Arboretum, with months of cleanup following. The Conifer Glen and Collection were hit hard like other parts of the grounds. Many nice specimens were destroyed and/or damaged. Just the week before, the Arboretum had hosted the American Public Garden Association's (APGA) National Meeting. The Arboretum had never looked better! The lower elevation of the Glen lost a grove of wild cherries that had provided cooling shade for the surrounding area. A number of dawn-redwoods, though, are being planted around the creek to someday supply shade in these suddenly opened, sunny areas.

The cold winters of 2013/2014 killed off a number of tender plants. Most of our *Cupressus*, some *Chamaecyparis obtusa*, and a number of *Cryptomeria* varieties were killed. A large number of *Buxus sempervirens* in the Arboretum's Holly Collection were also lost.



Hemlock ledge-area rock construction, and dwarf hemlocks, possibly early 1990's.

There have been periods of insect problems such as bagworm populations that come and go. We have seen only small populations here recently. Scale used to be worse, but presently is not a serious problem. Early spring "scale hunts" and dormant oil applications happen annually. Sawfly can still be found on *Pinus mugo* and *P. banksiana* varieties. They are the sneakiest of insects and manage to be discovered and eliminated only after the damage has already been done.

Thefts of conifer specimens have been going on for about a decade. No one has been caught yet as of this writing. They usually steal the small bun-shaped slow-growing varieties of *Pinus mugo*, *Pinus sylvestris*, and *Pinus nigra*.

The Collection has a fewer number now of these miniature and dwarf plants that are so very interesting.

The American Conifer Society has had one Regional and two National Meetings here. The Conifer Collection has recently become a Central Region Reference Garden. A number of Conifer Reports were produced previously and focused on developments in the Garden. A White Pine Cultivar Report was previously produced and focused on the many white pine varieties we had growing here at that time. We have produced a number of winter color brochures and a labeled walk through the Garden. Conifer Walks, tours, and identification classes make this area a useful living laboratory (as is the entire Arboretum). Two educational interpretive signs were recently installed along the trail leading to a site being considered for a future overlook structure.

We recently did a number of removals that helped open up the area, providing new visual "windows" and room for new plants. Some of those dwarfs can get quite large eventually and their intended usefulness is gone. Disease and the weather also make this an ever-changing, fluid area.

The future seems bright for the Conifer Collection and Conifer Glen. It's been an enjoyable adventure through the years since its inception, and it's been great being a part of it all! 🌲



Rhododendron occidentale

You are cordially invited to join the
American Rhododendron Society

Benefits: quarterly journal,
 seed exchange, chapter affiliation,
 conventions

ARS Website: <http://www.rhododendron.org>

Coldwater Pond Nursery



**Dwarf Conifers • Flowering
 Shrubs • Unique Trees
 Wholesale and Retail**

315-331-8068 • info@coldwaterpond.com
 600 S. Marbletown Rd., Phelps, NY 14532

www.coldwaterpond.com

Hours by appointment

Leaves on ground: Ginkgo leaves cover—and color—the ground soon after falling.

SOUTHEAST REFERENCE GARDEN GRANT TO STATE ARBORETUM OF VIRGINIA

Ginkgo biloba Collection Improved and Expanded

TEXT BY STEVE CARROLL, DIRECTOR OF PUBLIC PROGRAMS,
STATE ARBORETUM OF VIRGINIA

PHOTOGRAPHS (EXCEPT AS NOTED) BY TIM FARMER,
PR COORDINATOR, STATE ARBORETUM OF VIRGINIA

There is no mistaking a ginkgo, even from a distance. In spring, its characteristic, bright-green leaves cluster along branches at the end of short shoots. These are often divided into two lobes, giving rise to its scientific name, *Ginkgo biloba*.

In fall, when leaves turn that stunning yellow-gold, ginkgos are even more recognizable. October finds trees quickly shedding their leaves—a trait unusual for the conifers, with which ginkgos are often associated. Ginkgos are

strikingly beautiful year-round—but then there is the matter of those foul-smelling, fleshy seeds!

From an evolutionary standpoint, ginkgos are one of our planet's most remarkable plants. Though distantly related to conifers, this tree is unusual enough that it is generally classified as the sole member of its own genus, family, order, class, and even phylum!

Dwarf Conifers ♦ Japanese Maples ♦ Ginkgos ♦ Beeches ♦ Hostas

Stunning specimen trees for collectors!



**Rich's
Foxwillow
Pines Nursery, Inc.**

Rich & Susan Eyre
11618 McConnell Rd.
Woodstock, IL 60098
Phone: 815-338-7442
Fax: 815-338-7446

www.richsfoxwillowpines.com ♦ [email: coniflora@richsfoxwillowpines.com](mailto:coniflora@richsfoxwillowpines.com)



Caged: Newly planted ginkgo saplings will someday fill spaces left after older trees died.



Bench and tree: A special memorial bench sits under a ginkgo.



Grove from afar: The State Arboretum of Virginia's ginkgo grove viewed from a distance.

and only later as a still-living tree. For this reason, *Ginkgo* is often called a “living fossil”, much like the dawn redwood and Wollemi pine.

The State Arboretum of Virginia is fortunate to have what I believe is North America’s largest stand of mature ginkgos, a collection of over 300 trees planted in rows. These trees are not cultivars. All the original plantings, which began in the late 1920s, were started from seeds from a single female tree on the UVA grounds in Charlottesville. The Arboretum’s first director, Orland E. White, planted them in order to determine the sex ratio of ginkgo offspring. It turns out to be 1:1, though Dr. White did not live long enough to learn this.

Over the decades, additional seeds from the same tree were used to fill in gaps. The most recent plantings, including those supported by this grant, were transplanted saplings from our own ginkgo grove, so they are “grandchildren” of the UVA tree and offspring of Arboretum trees.

Unfortunately, work on this valuable collection has not kept pace with need, and many trees were calling out for care.

We were fortunate to receive a 2015 Reference Garden Grant from the ACS Southeast Region. When combined with State Arboretum funds, we were able to accomplish three important objectives outlined in our proposal:

- We hired a certified arborist to prune damaged and diseased branches. This will slow further damage and disease while simultaneously improving the grove, aesthetically.
- We planted ginkgo saplings in spots where trees had died in past years. In wetter, low-lying areas, we planted dawn redwoods, creating a large and unusual “living fossil collection”. Fifty trees have so far been planted. Additional trees are growing in our nursery and will be moved to the ginkgo grove when they reach suitable size.
- We added the ginkgos to the Arboretum’s Dial-a-Tree program, a series of professionally recorded messages which highlight select trees and which can be accessed by phone—for example, by visitors standing in the ginkgo grove—or

Millions of years ago, *Ginkgo* was widespread across northern latitudes, even in North America. However, it now grows naturally in only a restricted area of China (and even that is debated). Western scientists learned of *Ginkgo* first as a fossil

through any suitable device via our web site. To listen to this message, visit blandy.virginia.edu/arboretum/arboretum-dial-a-tree.

Large numbers of visitors come to the Arboretum specifically to see our ginkgo grove, especially in October when we post frequent ginkgo-color updates on the Blandy Experimental Farm Facebook page. The work undertaken as a result of this grant will help ensure our ginkgo grove is healthy and ready for visitors for years to come. 📍

About the Author

Steve Carroll is the Director of Public Programs for the State Arboretum of Virginia. Steve is speaking at the SE Regional Conference on Friday night.



Pruning: An arborist at work in the ginkgo grove thanks to support from the ACS Southeast Region.



Tree in rows: The original trees, planted in rows, were an experimental planting to determine the sex ratio of *Ginkgo*.

Jean Iseli

2017 MEMORIAL GRANT

The American Conifer Society annually awards a \$4,000 grant to a public garden, arboretum or horticultural institution which has demonstrated its support of the development, conservation and propagation of conifers with an emphasis on dwarf or unusual varieties.

The award was established in 1986 to honor the memory of plantsman **Jean Iseli** of Boring, Oregon, who was an ACS Founder and conifer propagator.

A successful application should contain the following:

- The name, full address, and phone number of the institution and person at the institution applying for the award.
- A short overview of the mission statement or horticultural background of the institution applying for the award.
 - A brief description of how the ACS grant funds would be used, including a budget.
- A complete listing of plant materials (if the request involves conifer purchases).

*No more than 20% allocated to be labor/staff.

Applications must be received by July 10, 2017. The announcement of the grant recipient is made upon Board of Directors' approval (usually within 60-90 days).

SEND APPLICATIONS OR QUERIES TO:

Ethan Johnson
39005 Arcadia Circle
Willoughby, Ohio 44094-7879
Email: ejohnson@holdenarb.org



Pinus banksiana 'Uncle Foggy'

Jack Pine

Planted September 14, 2013



Plantsmap.com

Connecting People With Plants™

ACS DIRECTORATE

NATIONAL OFFICERS

President	Neil Fusillo , 2265 Old Orchard Dr., Marietta, GA 30068, PH (770) 955-2444, E-mail: president@conifersociety.org
Vice President and Treasurer	Tom Neff , 4000 Lindsey Rd. NE, Marietta, GA 30067-4224, E-mail: tsneff2003@yahoo.com
Secretary	Suzanne Mahoney , 150 Elm St., Hanover, MA 02339-2828, PH (781) 826-2915, E-mail: misue150@verizon.net
Past President	Brian Jacob , 5200 Maggiore St., Coral Gables, FL 33146-2216, PH (503) 754-1307, E-mail: brianejacob@ymail.com

REGIONAL DIRECTORS

Northeastern Region President	Colby Q. Feller , 5 Peter Cooper Rd. Apt. 7E, New York, NY 10010-6629, PH (347) 661-5478, E-mail: colbyfeller@yahoo.com
Director	Michael Mahoney , 150 Elm St, Hanover, MA 02339, PH (781) 826-2915, E-mail: mdm150@verizon.net
Southeastern Region President	Dr. Martin Stone , PO Box One, Bowling Green, KY 42102, PH (270) 799-7669, E-mail: martin.stone@wku.edu
Director	Jared Weaver , Plano-Richpond Rd., City of Bowling Green, KY 42101, E-mail: lorax_bgky@hotmail.com
Central Region President	Byron Baxter , 1322 Boat Run Ln., New Richmond, OH 45157-8600, PH (513) 553-6900, E-mail: byron@dendrologicalsales.net
Director	David Speth , N3596E County Trunk A, Sheboygan Falls, WI 53085-2933, PH (920) 467-2002, E-mail: sspeth@excel.net
Western Region President	David Olszyk , PO Box 5631, Lacey, WA 98509, PH (360) 456-2896. E-mail: david.olszyk@gmail.com
Director	Sara Malone , 909 Mustang Ct., Petaluma, CA 94954, PH (707) 486-0444, E-mail: webeditor@conifersociety.org

STAFF & VOLUNTEERS

National Office Manager	Steven W. Courtney , American Conifer Society, PO Box 1583, Maple Grove, MN 55311, PH (763) 657-7251, Email: nationaloffice@conifersociety.org
CONIFERQuarterly Editor	Dr. Ronald J. Elardo , 5749 Hunter Ct., Adrian, MI 49221-2471, PH (517) 902-7230, E-mail: ConQuartEditor@gmail.com
Website Editor	Sara Malone , 909 Mustang Ct., Petaluma, CA 94954, PH (707) 486-0444, E-mail: webeditor@conifersociety.org
Collector's Conifer Chairman	Dennis Lee , PO Box 1332, Stow, OH 44224, PH (330) 688-4283, E-mail: coniferden@msn.com
Seed Exchange Chairman	Jim Brackman , Old Highway 410 SW, Olympia, WA 98512, PH (253) 736-5864, E-mail: jtreeguy45@comcast.net
Conifer Registrar	Richard Larson , The Dawes Arboretum, 7770 Jacksontown Rd., Newark, OH 43056, PH (800) 443-2937, E-mail: ralarson@dawesarb.org
ConiferBase Editor	David Olszyk , PO Box 5631, Lacey, WA 98509, PH (360) 456-2896. E-mail: david.olszyk@gmail.com
Reference Garden Chair	Barbie Colvin , 148 Hudson Dr. NE, Milledgeville, GA 31061-9323, PH (478) 696-3912, E-mail: colvinbc@gmail.com

Rare Conifers and Plants of Distinction

Blue Horizon

Nursery and Gardens

09721 59th Street

Grand Junction, MI 49056

Wed – Sun 10 am – 6 pm

(269) 998-8165

www.bluehorizonnursery.com