A large, dense evergreen tree, possibly a cedar or juniper, with thick, gnarled branches and vibrant green foliage. A person in a light blue shirt is seen climbing one of the lower branches. The background is a bright, overcast sky.

Conifer Quarterly

Vol. 32 No. 4 | FALL 2015



Carol Brant Garden, Sebastopol, CA,
2015 ACS National Meeting Post Tour.
Photo by Janice M. LeCocq

Contents

An ‘Acrocona’ x ‘Gold Drift’ Gold Mine 2

Rooftop Conifers 9

2016 Collectors’ Conifer of the Year 16

Is Washington D.C. Going to Pot? 20

ACS Central Region Meeting, Green Bay ... 22

2015 National Meeting and Post Tour 27

A Journey to and from Green Bay
Central Regional Meeting 40

Green Bay Botanical Garden 43

2016 National Meeting in
Central Ohio, June 24–25, 2016 45

Directorate 48



Rooftop Conifers



2015 National Meeting
and Post Tour



Green Bay Botanical
Garden



The purpose of the American Conifer Society is to promote conifers in the garden and landscape and to educate the public about their care and preservation.

ConiferQuarterly

FALL 2015 • Volume 32, No. 4
ConiferQuarterly (ISSN 8755-0490) is published quarterly by the American Conifer Society. The Society is a non-profit organization incorporated under the laws of the Commonwealth of Pennsylvania and is tax exempt under section 501(c)3 of the Internal Revenue Service Code.

You are invited to join our Society. Please address membership and other inquiries to the American Conifer Society National Office, PO Box 1583, Minneapolis, MN 55311. Membership: US & Canada \$38, International \$58 (individ.), \$30 (institutional), \$50 (sustaining), \$100 (corporate business) and \$130 (patron). If you are moving, please notify the National Office 4 weeks in advance.

All editorial and advertising matters should be sent to: Ron Elardo, 5749 Hunter Ct., Adrian, MI 49221-2471, (517) 902-7230 or email conquarteditor@gmail.com

Editor

Ronald J. Elardo

Technical Editors

Steven Courtney

Robert Fincham

Ethan Johnson

David Olszyk

Advisory Committee

Tom Neff, Committee Chair

Sara Malone

Ronald J. Elardo

Ethan Johnson

Evelyn Cox, past Editor

Copyright © 2015, American Conifer Society. All rights reserved. No

material contained herein may be reproduced in any form without prior written permission of the publisher. Opinions expressed by authors and advertisers are not necessarily those of the Society.

Note: Hardiness Zone references in *ConiferQuarterly* are USDA classifications unless otherwise specified.

An 'Acrocona' x 'Gold Drift' Gold Mine

By Bob Fincham

I am working on my second conifer book and thought it might be a good idea to share some of the information with ACS members. This article will be included in one of the chapters.

The title of this article is a bit misleading since hybrids tend to be interspecific, such as *Cupressus nootkatensis* and *Cupressus macrocarpa* being cross pollinated to produce *Cupressus x leylandii*. I am going to discuss crossing two different cultivars within one species to create new cultivars. Strictly speaking, not true hybridization.

A typical conifer will possess both male and female reproductive organs. The male organs (sporangiophyll) will produce the male sex cells (sperm cells) contained within capsules called pollen grains. The female organs, commonly called cones, sometimes mistakenly referred to as flowers, will produce female sex cells (eggs) which, when fertilized, will develop into seed-containing cones.

The female organs develop high on the plant and the male organs develop lower on the plant so that self-fertilization is less likely to occur. Since conifers are not insect-pollinated and depend upon the wind for transferring the pollen from the male to female parts, there is little likelihood of the pollen just

falling onto the female cones of the same tree. To perform a controlled cross-pollination of two conifers, the pollen from one conifer must be transferred to the other by some mechanical means, usually a simple brush.

Greg Williams of Vermont has grown a number of interesting conifer seedlings through a process of cross-pollination within a species. *Pinus strobus* 'Horsham' is a dwarf cultivar which produces viable seeds. By planting a 'Horsham' beneath a cultivar of *Pinus strobus*, it is possible to produce seedlings with characteristics of both plants, since the pollen will fall from the larger plant onto the smaller one. Williams' selections of dwarf *Pinus strobus* with twisted needles and branches were developed in this way by crossing *Pinus strobus* 'Torulosa' with *Pinus strobus* 'Horsham' to produce 'Mini Twists' and 'Tiny Kurls'.

I was visiting with Karel Maly in the Czech Republic in 2000 when he showed me assorted batches of seedlings he was growing from *Abies koreana*. I asked him how he did his cross-pollination, and it turned out to be a very simple process. In the spring, as soon as the pollen started to fall from the male strobili of *Abies koreana*, he would collect pollen in a paper bag and then brush some of that pollen onto the appropriate female strobili. He did this every day for at least a week. By smothering each female strobilus with such copious amounts of pollen, he did not need to worry about wind-transported pollen. If he were attempting scientifically pure crosses, he would have to cover the cone.

During the spring of 2001, I noticed that one of my *Picea abies* 'Gold Drift' garden plants had a male strobilus about to produce pollen. I thought I might as well put the information that I gleaned from Maly to good use. I collected the pollen in a plastic bag as soon as it was ripe. Then, using a fine brush, I applied some of the pollen to several cones on an older *Picea abies* 'Acrocona' growing in another area of our gardens. I did not bag the cones on the 'Acrocona', but I did do repeated applications of the pollen over a period of about one week. I knew the cones were ready for pollinating because the scales were spread open, and the 'Acrocona' was producing pollen.

I collected the seeds in the fall of 2001 and stratified them for three months in a refrigerator. I germinated the seeds in the spring of 2002 in a seed flat. I potted 60 of the lightest colored seedlings the following spring with a repotting in 2005. Then, I selected the golden seedlings for planting out into the ground in 2006. There were 28 golden seedlings finally selected out of about 200 germinated seedlings.

I had a specific goal in mind. I wanted to develop a golden weeping spruce which would produce cones at the ends of its branches. If I were successful, I expected the cones would be red when they first appeared, and that the contrast with the golden foliage would be striking.

As part of the selection process, I wanted to compare grafted plants with the original seedlings. At the first opportunity, I grafted scions from each seedling. The plants produced by this grafting were set aside for later evaluation. These grafts were three years old in 2009; so, I planted one of each close to its parent plant. They all appeared to perform in the same manner as the original seedlings. That was an important observation.

In October 2010, I made six selections from the seedlings and gave them permanent names. The other twenty-two original seedlings were given provisional names. The selection process proved to be difficult since all of the seedlings exhibited a variety of growth habits as well as a range of shades of yellow through gold.

Five of the plants exhibited very bright yellow foliage and burned in the sun. These I moved to partially shaded locations, which stopped the burning and slightly reduced the brightness. These all have 'Lemon' as part of their names. The others are performing nicely in the full sun. They flush yellow, then they become lime green before turning yellow on the sunlit surfaces; they color up similarly to 'Gold Drift'. One original selection only shows some color in the winter and is only lime green in the spring. It does not even have a provisional name. They all burn to some extent until established. Some watering during dry spells helps to prevent burning on smaller plants.

The foliage of the seedlings also differs from the parents in two ways. First, the needles are shorter and much thinner than with either 'Acrocona' or 'Gold Drift'. Second, some of the new growth will occasionally exhibit foliage with exceptionally pale shades of yellow.

I expected cone production to begin any time after about five years. Seedlings of 'Acrocona' started producing cones at about that age. Sure enough, some red cone scales started to appear on a few of the seedlings about when expected. The cone production will never be quite as prolific as 'Acrocona' since the chlorophyll content is less, and the energy available for cone production is more limited. None of the "Lemon" series have shown any signs of coning as of 2015.

One of the more surprising developments is the wide range of growth rates.

Neither of the parent plants is dwarf. Even 'Gold Drift' with its golden foliage has a rapid rate of growth. The source of the dwarfing gene is unknown at this time since it is not apparent in either of the parent plants. In addition, the seedlings have shown some interesting intermittent characteristics. Cone scales, which do not develop fully into cones, are located at the ends of some of the branches. Numerous buds will often form within and below these scales. When the buds push in the spring, tufts of congested branchlets result. On occasion, large numbers of buds form at the ends of the new year's growth. The following spring, these buds erupt to create masses of short branchlets all over the plant.

I originally named the following six plants. The rest will be featured in my upcoming conifer book.



Picea abies 'Lemon Drop'

Dense, dwarf and globose, it does show a tendency to burn since it has small, thin needles and bright yellow foliage. It grows 1–2 inches per year and will possibly never bear cones due to its small size and bright yellow foliage. However, as it gets larger, it may be able to produce enough extra food to bear cones. The plant pictured here is growing in indirect light and spends less than one hour in the sun. It is thirteen years old in this picture.

Picea abies
'Dandylion'

Broad and pendulous, this selection is the one most like 'Gold Drift' in growth habit. It does produce upright shoots, but, so far, they do not continue upward. Its growth habit is spreading with horizontal to slightly pendulous side branches. This seedling first produced cones in the spring of 2010. The foliage is bright yellow in the spring, dulling slightly in the summer and then coming back in the fall. The needles are smaller and thinner than the species. It receives about four hours of direct sun per day and is thirteen years old in the picture.



Picea abies 'Dandylion'



Picea abies 'Gold Finch'

Picea abies 'Gold Finch'

Dwarf and spreading with pendulous branches, this selection is brighter yellow and considerably slower growing than 'Dandy Lion'. 'Gold Finch' has not yet started producing cones due to its dwarfness and yellow foliage. It may produce terminal cones as it develops more size. It is a dwarf 'Gold Drift' and may be staked or grown as a ground cover. The original plant is to the right and gets limited direct sunlight during the day. It was thirteen years old when this picture was taken. The plant to the left was nine years old and grafted from the original selection. Notice the brighter color in the sunlight.

Picea abies 'Chub'

I named this plant 'Chub' in honor of Justin "Chub" Harper and have donated the mother plant and all but one graft to the Harper Collection at Hidden Lake Gardens in Michigan. They will control any future availability of this selection.

Densely branched and broadly conical, it has been producing cones since 2010. During the spring 2009, it had over 30 buds on terminal shoots, and every one pushed, contributing to the dense branch structure shown in the pictures. Apparently, this plant will be a dense, broadly conical, small tree. I no longer have the original plant growing here; so, this picture is from 2010, and the plant was eight years old.



Picea abies 'Summer Daze'

This selection has developed a very interesting growth habit as it approaches its thirteenth year of growth. It appears to be developing an upright growth habit, but the side branches are all strongly pendulous. The yellow color with its terminal cones and pendulous side branches makes for a plant with unlimited potential for the landscape. The plant was ten years old in this picture and shows good color. Since then, it has become partially shaded, and the color is not as bright.



Picea abies 'Honey Pot'

A slow-growing plant, *Picea abies* 'Honey Pot' is mounding with nice yellow foliage. The needles are small, and the branching is dense. It is almost globose and is staying quite dwarf. Coning has not occurred yet, but I have expectations that, as the plant ages, the cones will appear. The plant was ten years old when this picture was taken. 🌲





Rooftop Conifers

By Colby Feller • Photos by Bruce Feller

Like any great pugilistic match, the first few rounds are a feeling out process. You have to learn the strengths and weaknesses of your opponent, and adapt and be prepared for surprises. Like a boxing match, the conifer test and display garden atop the Arsenal in New York City, which was my first experience with conifers on rooftops, took a few rounds to feel out, but now it is, I believe, a knockout.

In the fall of 2010, a small conifer test and display garden was installed atop the Arsenal in Central Park. Located on the East Side at Fifth Avenue and 64th Street, the building currently houses the offices of the headquarters of New York City's Department of Parks and Recreation and the Central Park Zoo. The garden has a north-facing exposure, the building protecting it on one side, but the garden is still fairly exposed. The Arsenal rooftop is a challenging location as the garden is neither surrounded by buildings nor under a tree canopy, and is subject to very high winds. The plants must also be well

chosen, as there is no irrigation system or formal maintenance program. Instead, the garden is cared for with the help of interns and volunteers (more information about, and pictures of, the original installation can be found in the Winter 2011 *CQ*, as well as in an article by Sean Callahan, “Hidden Gem in the Making” on the ACS website).

This garden, called the “Conifer Corner”, has now survived its fifth winter and fourth growing season. During round one, we had a 75% survival rate. A couple of factors are likely to have been responsible for the lost plants. Although I am a proponent of fall planting, logistics forced the initial planting into the first week in November, which may have been a bit late, and this was followed by one of the worst winters on record. Perhaps, if the plants had been more established, fewer plants would have been “knocked out”. The good news is that during the later rounds, with winter’s delivering record cold and snow, only five plants were lost from the remaining original installation and these were specimens which were replaced in year one.

The plants definitely illustrated an “all or nothing” pattern at the site. Besides those plants which had to be removed, only a couple of the remaining specimens looked a bit worse for wear after the challenging first winter, but most looked perfect and were pushing new growth. I have noticed a trend with conifers here in Manhattan; year one appears to be THE year which makes all





2014

the difference. Even in less severe conditions, with proper irrigation, year one poses a challenge, and the plants are either lush and vibrant or completely dead, and then the remaining plants are off to the races.

Perhaps not surprisingly, early expectations as to which plants would do well, did not play out. From the beginning, we recognized the site as being tough—no irrigation, a light-weight soil medium with little organic matter (Gaia soil), high winds, an urban environment with resultant pollutants, and the urban heat island effect. We thought plants like *Pinus heldreichii* ‘Irish Bell’ and the various junipers would be as tough as nails, and the *Cedrus* more delicate, but we were incorrect. One might be inclined, since this was in a single test garden with limited specimens, to call this a fluke, but at another site in Manhattan I work on, which features a number of conifers, *P. heldreichii* and any number of junipers also did not survive. It may be that these plants have difficulty in the City because they are grown in container gardens. However, interestingly, my father also had some difficulty with the *Juniperus horizontalis* ‘Icee Blue’ in the ground on Long Island, as it appears fussy until well established. Only one of two *Juniperus horizontalis* ‘Monber’ Icee Blue™ planted at the Arsenal survives, again illustrating the importance of care until the plants are acclimated and established.

Although in general dwarf and miniature varieties of plants seem to be more robust; on urban rooftops, the larger juniper specimens have done well, while our dwarf favorites seem to be hit or miss. Plants like *Juniperus procumbens* ‘Nana’, *J. squamata* ‘Blue Star’, as well as the ‘Icee Blue’ mentioned above have turned out to be not well suited to rooftop environments. Junipers in general, though, may not be the right choice for rooftops for completely different reasons. On the terraces and balconies in the City, clients live in close proximity to their plants. Working with junipers and installing them can give us gardeners the “juniper itch,” and although clients may not be as entangled with the plants as we gardeners, the people who own these gardens may like to brush their hands along plants, walk barefoot outdoors, and may be allergic.

In the City, wind and the resulting desiccation are also factors to contend with. Many times we think of this as a winter phenomenon, and is especially a concern in containers which freeze solid during the winter, the frozen soil adding to winter desiccation. Interestingly, this has not been the case for conifers here in the City, either for the dwarf plants discussed here, or larger specimens which can be used as hedging material—*Juniperus chinensis* ‘Hetzii Columnaris’, *Juniperus virginiana* ‘Emerald Sentinel’, and various *Thuja*, for example. Even with proper irrigation, it appears desiccation is a summer event in the City, and when compounded with the hot buildings and HVAC venting atop many of these roofs and terraces, there is no room for error. The lack of irrigation at the Arsenal makes it a true test garden in the summer months.

Although I will not list every plant at the Arsenal, a number of *Chamaecyparis* which were pre-existing at the site, as well as the *Chamaecyparis obtusa* ‘Nana Lutea’ and ‘Lynn’s Golden’, which were planted in the Fall of 2011, have done very well. Then there is an odd trend, where the fairly globose, or somewhat pyramidal forms have not retained their shape, but have grown horizontally and irregularly, even though neither lack of sunlight nor crowding are issues at the site.

Two *Cedrus* - *C. deodara* ‘Prostrate Beauty’ and *C. deodora* ‘Blue Ball’ both did well for five years, and then after pushing Spring growth, both completely defoliated in a matter of a week. Being that they survived for so long, and have performed admirably at this site and others, I will call this an aberration. We are trying two more *Cedrus* at the site which seem to be very content. *Cedrus* fall into the surprise category, as we thought they would be more delicate, and I had never seen them used on rooftops before. The



other conifers introduced into the garden were a very small *Picea abies* ‘Gem’ (since deceased), *Abies balsamea* ‘Piccolo’, and *Tsuga canadensis* ‘Minuta’. Since these are single plants, any observations are of limited value; but I was surprised by the success of the fir, considering the lack of irrigation and the humid weather. I am pleased to see *Tsuga* surviving, as it may also be a good choice for shadier sites, and as we are expanding the garden this year into a new corner where shade plays more of a role. These are in addition to *Cryptomeria japonica* ‘Tansu’—which has excelled. Caution to those who wish to use *Cryptomeria* on rooftops, they need to be protected. The specimen on the Arsenal rooftop sits low to the ground, and it is nestled against the building, yet it also needs a good number of hours of sunlight to thrive and remain full, thus making siting difficult. Various dwarf *Picea abies* cultivars have shown mixed results for us.

Any number of pine species and cultivars seem to excel on rooftops, including, but not limited to *Pinus thunbergiana* ‘Thunderhead’, *P. densiflora* ‘Low Glow’, *P. sylvestris* ‘Hillside Creeper’, *P. banksiana* ‘Schoodic’, and *P. mugo* var. *mughus*. Interestingly enough, pines appear to take sun and drought better than many of the other conifers, but suffer the most from winter desiccation, unlike the other conifers where summer desiccation is more of a threat.

We have also added some non-conifer specimens, but with a focus on dwarf

plants such as *Ilex crenata* ‘Dwarf Pagoda’, *Rhodendron keiskei* x ‘Fairy’s Fairy’, and *Acer palmatum* ‘Winter Flame’. These plants add different textures and further blend the Conifer Corner with the rest of the garden. As an aside, Japanese maples do remarkably well on rooftops and are a lot less delicate than they may at first appear—I would dare say they are our best performing specimen container trees in the City.

Overall, at the test garden at the Arsenal, and other sites in the City, dwarf conifers do very well in containers due to their size, slow growth rate, ever-green foliage, and diversity of form, texture, and color. I find that conifers can make for a very clean, almost sterile and regimented design; so, for many people, one needs a fairly dense planting and inter-planting with non-conifer species to create a visually pleasing garden. This is because unlike in a suburban garden, where your plantings are surrounded by lawn, trees, or beds, in the City, plants are in containers, and surrounded by walls, railings, pergolas, and the building itself—already have very “constructed” environments.

In just the few years, the scale of the Arsenal test garden is already feeling mature, with plants beginning to “kiss”. As always, the challenge is to find a balance, because on the rooftop, like many rooftops in the City, there is simply limited space into which to transplant the existing specimens, or to add more plantings and containers. Perhaps this is why annuals and tropicals are so popular on rooftops; you start with a blank canvas year after year. And, yet conifers, which are underutilized on urban rooftops, and are too often relegated to hedging material, are in many ways ideal for these spaces. Many people want the feeling of being surrounded by trees on their rooftops, and often large mature trees are not possible. But, much like bonsai, conifers can offer the shape, feeling, and structure of a large tree without being all that large. Not only are small specimen conifers ideal for small containers, but even large specimens, 6–12 feet, do very well in small containers. We have plenty of 6 foot plants in 18 or 24-inch containers which, although not necessarily ideal, do well and meet the challenge we face in the City with limited space. *Acer* aside, I can’t say that I have seen other genera of trees or large shrubs do as well in small containers.

Maybe there is no knockout plant, but at the end of the day *Chamecypris* cultivars are my rooftop favorite, and do very well. They offer so many different sizes, colors, and offer a very unique “texture”, especially for those who find conifers too “rigid” or formal.

The Arsenal, as a conifer display garden display, illustrates well the various shapes, textures and colors available which work well on an urban rooftop. Another example, shown in photos here, of the possible uses of conifers in the City, is a garden I work on professionally. This garden, one of the highest residential garden spaces in New York City, is also composed mostly of conifers and has helped inform some of my own



observations in this article. That far up in the sky is like planting on the side of a mountain, and when you are not in the clouds, you have views of Central Park, the Hudson River and New Jersey to the West, and the East River and Queens to the East. This site only receives maintenance a few times a year, and, indeed, conifers are one of the few genera of plants which can face the challenges of the site while also adding four season interest for the owners of the apartment which has floor to ceiling windows all around.

The Arsenal garden has been well received. The ACS supported me in this endeavor as I stepped into the world of horticulture as both a hobbyist and a professional, and little did I know how this little garden would bloom both literally and figuratively. I am excited to say that the Arsenal has applied to bring the Conifer Corner into full compliance with the requisites to be a formal ACS Reference Garden, and planting will likely be ongoing as this article hits print.

If you would like to visit the Arsenal garden—830 Fifth Avenue @ E. 64th Street—on a trip into Gotham, please contact Eileen Remor during visiting hours, Monday–Friday, 9am–5pm, (212) 360-8240, or via e-mail at, Eileen.Remor@Parks.NYC.Gov. The Arsenal itself is worth a visit for history buffs including the 1930’s WPA murals depicting historic scenes of the 19th century park, as home to the historic “Greensward Plan”, and, on the third floor, the Arsenal Gallery, open 9:00 am to 5:00 pm, Monday through Friday, shows “eight to ten exhibitions of fine arts and photography...mounted annually, with most focused on the natural environment, urban issues and parks history.” 📍

2016 Collectors' Conifer of the Year

By Dennis Lee

For our 11th year of the CCOY program, we are offering members two special conifer selections, along with a unique selection of a species which has traditionally been aligned with conifers. The attributes of these newer and much rarer choices permit an awesome opportunity for greater entertainment and display in the garden. The first one is a dwarf, squat spruce which produces small cones which emerge red from the end of blue branches. The second is a compact, upright, bright yellow arborvitae with a charming color change for the winter. The third is a slow-growing, variegated *Ginkgo* which begins growth with a light creamy yellow coloration, later evolving into a much more defined pattern of white and green. Consequently, I hope you do not hesitate to indulge in your “Conifer Addiction”. Keep in mind that you will also provide the Society with some additional monetary support to promote further education about conifers and their utilization.

***Picea pungens* ‘Ruby Teardrops’:** This striking blue selection of Colorado spruce was first noticed in a seedling bed in Gaston, Oregon, in the late 1990s. In 2012, it began to show up in small numbers in certain garden centers. Many attributes make it outstanding. The growth rate is 2 to 4 inches a year. Thus, its scale is on the dwarf side. The growth can generate quite an interest, or initiate a conversation of “what’s going on here?”. Branches which form cones on their tips may not then form a terminal bud. Consequently, enhanced lateral growth will then take place which will add to this specimen’s compactness. On the other hand, when a cone forms (and it is noted for heavy cone production), it may occasionally have a bud or several buds poking out of its scales to create a most unusual appearance. These out-of-place-looking buds are viable and, if arranged in a congested manner, will again result in enhanced compactness. As for a vibrant color display, ‘Ruby Teardrops’ is quite an extravaganza early in the growing season. The abundant emerging cones are red to magenta, depending on the observer describing the scene. Such a color contrast against blue foliage emboldens any landscape and generally lasts for at least four weeks. If cooler weather is more predominant, the display may go on for additional weeks. As cones age, they take on a khaki color and will eventually deteriorate rather than dislodge. The overall growth structure is squatty irregular to globose. In 10 years, it



Picea pungens 'Ruby Teardrops'
Photo by Rare Tree Nursery

Rare Tree Nursery 2015

could reach 3 feet high by 3 feet wide. A sunny site is best to maximize cone production, maintain compact growth and intensify color contrast between foliage and cones. Soils which are slightly acidic and well drained are preferred. 'Ruby Teardrops' should perform well in USDA Zones 3 through 7. For anyone wanting to add vibrant color and an interesting conversation piece to their garden, this quirky, but behaved selection can be an obvious choice.

***Thuja occidentalis* 'Jantar'**: This selection comes out of Poland from Jacob Jablonsky. Jantar in Old Polish means amber, and the "J" is pronounced like the English "Y" in /yacht/. It originated as a seedling of another selection of arborvitae named 'Smaragd', which is also marketed as 'Emerald Green'. It is a standard of the landscape industry for screening and hedging in tight spaces because of its good year-round color, compact narrow upright growth and attractively held foliage. 'Jantar' has these same attributes, except its foliage is an invigorating, cheerful yellow, and the new growth has pointier tips, especially at the top of the plant. Compared to other yellow selections of arborvitae, it has many more lateral branches which result in a much denser look. When cold weather approaches, a color change begins which results in a mellow orange-ish yellow for winter. This conifer is well suited for making a colorful focal point or statement in a garden without taking up much space. In 10 years, 'Jantar' can be expected to be 4 to 6 feet high and

2 to 3 feet wide. It tolerates soils which vary from acid to alkaline. It performs well in USDA Zones 3 through 8 and does not burn in full sun or winter exposures. A site with full sun is best for intensity of color. It will tolerate shade, but as shade increases, this yellow beacon will take on corresponding green tones. A potential issue with arborvitae can be deer browse. Like other *Thuja* selections, 'Jantar' will not be immune to what many gardeners affectionately refer to as "hooved rats". With some appropriate vigilance and precautions, it could be a small price to pay for such a useful and eye-catching, adaptable new selection.



Thuja occidentalis 'Jantar'
Photo by Rare Tree Nursery

***Ginkgo biloba* 'Snow Cloud':** At one time in botanical classifications, ancient lineage *Ginkgo* were lumped with conifers because of certain similarities. Subsequent investigations have now placed them in their own order, Ginkgophyta. Although it isn't clear how they exactly fit in the scheme of evolution, they are considered to be the only living link between ferns and conifers. There is only one species of *Ginkgo* in today's world, and many very ornamental selections have been made from it. In 2010, the CCOY program offered a remarkable dwarf selection, 'Mariken'. Out of such precedence and honorary conifer connotation, we take the opportunity of offering a new male selection which clearly stands out, 'Snow Cloud'. Its foliage is variegated and does not appear to be subject to reversion. Its growth consistently emerges colored a soft cream which develops yellow tones and then matures to a more defined green with varying white blotches and streaks. However, some leaves may never green out, but remain cream colored. Although *Ginkgo* are tough by nature, siting of this plant is critical. Too much intense sun can burn variegated parts, and too deep shade can significantly green out the specimen, reducing its effect of significantly brightening a garden spot. In the autumn, the plant will glow as the leaves turn bright yellow before



Ginkgo biloba 'Snow Cloud'
Photo by Dennis Lee

dropping. Since it is such a new introduction, its ultimate size is not certain. However, its lack of chlorophyll due to its degree of variegation is expected to restrain its growth. With present knowledge, it probably will assume a more shrub-like form of less than 10 feet high in 10 years. *Ginkgo* tolerate a wide range of soils with good drainage and perform well in USDA Zones 4 through 8. There are also reports that some perform well in Zones 3 and 9. *Ginkgo* compliment a conifer collection quite well with their contrasting form and texture. 'Snow Cloud' has an additional appeal of evolving color.

Ordering: The Collectors' Conifer of the Year program is restricted to members of the American Conifer Society. Purchases are limited to one of each selection per member. The cost is \$85.00 for 'Ruby Teardrops', \$65.00 for 'Jantar' and \$80.00 for 'Snow Cloud'. Each offering comes with a conditional one year/one time replacement guarantee. Accompanying each plant will be an anodized aluminum tag with its holder which identifies the plant as a winner of the American Conifer Society's annual award of "Collectors' Conifer of the Year". Shipping is included in the above costs. For ordering, please complete the form in this publication. Orders will be filled by date of receipt until the inventory sells out. All orders must be received by February 1, 2016. We cannot ship outside the United States. Happy *conifer*ing to all of you! 🌲

Is Washington D.C. Going to Pot?

By Dennis Groh

As a 501(c) 3 Non-Profit, the American Conifer Society must refrain from any political activity in order to maintain its IRS status. So just to clarify, the tongue-in-cheek title is referring to a horticultural observation I made.

During a 2015 mid-June visit to D.C., Carole and I walked the National Mall & Memorial Parks and visited the many Memorials and Museums located there. Anyone who has done this will recall there is a great deal of impressive stonework in the buildings themselves, but also in the walkways. All this marble and granite can get quite hot to the touch in a Washington, D.C. summer, and all this extensive, albeit magnificent, stonework can also quickly become austere. The grass areas of the Mall help offset this somewhat, but the Mall stonework begs for strategic plantings.

In an effort to soften the harshness of the stone, The U.S. National Park Service has made rather extensive use of containers and raised bed plantings. These were installed on sidewalks, stairways and building entrances. I also noted that conifers had been featured inside those containers located in some of the more environmentally challenging locations. Most of these containers had no means of automatic or drip irrigation. The conifers were likely selected for their ability to survive the heat until someone was available to hand water the containers. Many, but, not all, of the conifers in containers were labeled, which was a great public educational outreach for conifers.

It was an attractive and effective method to make the environment more welcoming to visitors and also be a clever application of conifers. One has to ponder, where did they find some of those containers?

There were two gardens near the Smithsonian Castle and the Arts and Industries Building, which featured well-labeled conifers in combination with many perennials and annuals. These were the Mary Livingston Ripley Garden and the Enid A. Haupt Garden. There were a number of well-labeled conifers in the new area of the U.S. Botanic Garden adjacent to the impressive conservatory.

Perhaps, there are a number of potential NE Region conifer reference gardens in Washington D.C. Candidates might be those mentioned above, along with The Gotelli Dwarf and Slow-Growing Conifer Collection and the U.S. Botanic Garden. 🌲

Picea orientalis in a container at the Freer Gallery of Art.



Picea pungens 'Niemetz' near the Smithsonian Castle

Conifers in containers, Junipers at the Library of Congress



Pinus strobus 'Angel Falls' on the Mall near the Smithsonian Castle



Pinus densiflora 'Pendula' on the Mall near the Smithsonian Castle



Pinus strobus 'Niagara Falls' Mary Livingston Ripley Garden on the Mall



Conifers in containers at the US Botanic Garden, *Cupressus nootkatensis* and *Platycladus orientalis* 'Morgan'



Cupressus nootkatensis 'Pendula' in containers at the Sackler Gallery of the Mall



**ACS Central Region
Meeting, Green Bay**

By J.D. Belanger, Editor, *The Coniferite*

Although the adage “No two gardens are ever alike” is overused and unoriginal, it feels entirely appropriate as a comment on the Central Region’s 2015 annual meeting held in Green Bay, Wisconsin July 10–11.

Five private gardens, plus a nursery and Green Bay Botanical Garden, amply demonstrated the widely various possibilities when different people, on different sites and with different circumstances, each do their own thing.

Seven stops at seven gardens sounded like a formidable day of touring, but everything was well-coordinated, the bus rides were not onerously long, and the new surprises at each stop made the day flow like a well-scripted play.

The gardens were in addition to the presentation by Mike Yanny, who is almost as well-known for his humor, poetry and story-telling as he is for his horticultural achievements at Johnson’s Nursery and JN Plant Selections. As always, the ever-popular auctions were another highlight, with an added attraction: there was a special section exclusively for the 38 first-time attendees, to give them a feel for the fun and excitement of an auction without being overwhelmed.

Included in the busy schedule was the presentation of a plaque designating the Green Bay Botanical Garden an American Conifer Society Reference Garden. This brief ceremony took place in the new Gene and Betty Arendt Dwarf Conifer Garden, which sprawls luxuriously over a hillside just outside the Visitor Center. Central Region President Ethan Johnson handed the plaque to Susan Garot, Executive Director of the 47-acre garden, as donors Gene and Betty Arendt looked on.

Dwarf Conifers ♦ Japanese Maples ♦ Ginkgos ♦ Beeches ♦ Hostas

Stunning specimen trees for collectors!




**Rich's
Foxwillow
Pines Nursery, Inc.**

Rich & Susan Eyre
11618 McConnell Rd.
Woodstock, IL 60098
Phone: 815-338-7442
Fax: 815-338-7446

www.richsfoxwillowpines.com ♦ [email: coniflora@richsfoxwillowpines.com](mailto:coniflora@richsfoxwillowpines.com)

The Arendt's home garden was also on the tour. Here, more than 200 different conifer cultivars representing 11 genera and 49 species are combined with over 800 perennial cultivars to create what they call "a celebration of plants."



Gene and Betty Arendt Garden

One of the smaller gardens, on a normal residential city lot,

proved that you don't need a lot of space to grow conifers: Tom and Vonnie Baye have planted more than 300, and only 250 are dwarf or miniature, many in rock gardens and troughs. They still found room for Japanese maples and flowering trees and shrubs, including a collection of tree peonies.

Carl and Karen Vandeneuvel have a larger palette to work with — 2-1/2 acres of their 98 are planted with conifers, hostas, ornamental grasses, and sedums. However, the dominant feature of this garden, a former perfectly flat hayfield, is the rock—an incredible 800 tons of it—hailed from a quarry

eight miles away over a five-year span. The main feature is an impressive pond blanketed with water lilies and bordered with massive blocks of limestone, but there are other stone features and still more works in progress. Carl's metal art increases the individuality of this unique place. Three waist-high metal balls next to a six-foot high



Tom and Vonnie Baye Garden

fieldstone pyramid were a special attraction, almost on a par with the impressive row of mature golden *Thuja*, which instigated a lengthy and learned discussion of the various names and distinctions of gold varieties.


The Kaster garden previously hosted a *Hosta* society tour, indicating a prevalence of these plants, many surrounding the koi pond. Conifers include both large and small specimens, and there is also a profusion of succulents, as well as Japanese maples and other deciduous trees.

Daniel and Kitty Doersch tend another rural garden with plenty of space. They started collecting dwarf and miniature conifers about ten years ago and enjoy a large pond and expansive vegetable garden, but the most stunning aspect of this place is the vast number of petunias and begonias started in their greenhouse and displayed in pots, raised beds, even in dead trees. Some are planted in artful designs and many form huge mounds.

No garden tour is complete without a stop at a nursery, in this case Rose Hill, where miniature conifers share the limelight with mini hostas, hellebores, and a vast array of beautifully made hypertufa troughs. Conifers dominate the expansive display gardens.

Back at the Radisson Hotel and Conference Center attendees had only a short break before the silent auction, dinner, a quick business meeting and the live auction.


Byron Baxter of Ohio said he had never been to Green Bay and didn't know what




Carl and Karen
Vandenheuevel Garden



Kaster Garden



Daniel and Kitty
Doersch Garden



Rose Hill Nursery

to expect. On the other hand, some who were familiar with the area were asking, “Where in the world are they going to find any tour-worthy gardens around here, where there are so few ACS members?”

Both groups were pleasantly surprised by the quality, quantity, and diversity of the selected gardens, and the substance of the entire meeting. As one smiling man said while hauling his auction purchases to his car and saying good-byes to others packing up for the trip home, “I got my money’s worth.” 🌱

Coldwater Pond Nursery



Dwarf Conifers
Flowering Shrubs
Unique Trees
Wholesale and Retail

Hours by appointment

www.coldwaterpond.com

315-331-8068 • info@coldwaterpond.com
600 S. Marbletown Rd, Phelps, NY 14532

2015 National Meeting and Post Tour


By Ron Elardo

To start with, the National Meeting was an experiment. It was not held at a hotel. It was far from claustrophobic. It was unique, and the Post Tour was, in a word, elegant.

Sara and Ron Malone opened their home and their ranch to the 213 attendees, including 28 members of the British and Dutch Conifer Societies, as a base for all meeting activities. Amidst the Malone's garden with its many conifers, attendees had the chance to see their surroundings and to experience the cool and pleasant Northern California evenings. Sara and Joe Carli, with a raft of volunteers, converted the place into a



Horse Arena at Circle Oak Ranch converted for our Meeting



Part of the Malone conifer garden at Circle Oak



venue of free and accessible movement. The Malone's entire horse arena was changed into the *grounds* for the meeting.

From Dan Spear's presentation on cones from California's conifers to the totally fascinating study of growth habits and core sample studies from Giant Sequoia, Douglas-fir, Sitka spruce and Coast redwoods, the tallest taxa alive, by Dr. Stephen Sillett, the audience was treated to quite an educational experience. Our dramatic surroundings were then coupled with unique gardens. Each one was in striking contrast to the other. Each one accompanied by expert docents who were so knowledgeable it was like having mini-educational seminars to each garden.

The first evening witnessed awards to three ACS members. Ethan Johnson received the Marvin and Emelie Snyder Award for dedicated support of the ACS. Then Derek Spicer, our friend and colleague from Great Britain, and Bob Fincham were named the Chub Harper Award winners for development in the field of conifers. Derek won the Harper Award in 2014. Kathleen Pottratz received an award too for her long years of service to the ACS as its Secretary. Suzanne Mahoney is the new ACS Secretary.

The semi-arid, Mediterranean climate of Northern California revealed a series of micro-climates. They lent themselves to the uniqueness of the gardens we visited. The “Italian” setting of Hog Hill was home to arid plantings. Not really a conifer garden, it was surrounded, however, by mature conifers and breathtaking vistas. Although not what I expected, it brought me back to the home of my ancestors.



In stark contrast was Armstrong Redwoods State Natural Reserve. Under the canopies of these giant redwoods, the hot sun gave way to yet another climate, in which we moved among redwoods of many shapes and conditions with treetop micro-environments. These are amazing conifers. They grow as singular trees, in clusters as if multiplying like suckers, or as epiphytic homes to other genera.

In yet another kind of venue, Quarryhill Botanical Garden showed itself to be an arboretum with conifers and plants from China. In fact, this botanical garden is home to one of the most important collections of such plants from the other side of the Pacific. This was my second visit to Quarryhill, and it was ever so much memorable. The Garden’s director, Bill McNamara, and other knowledgeable docents led the tours.

In my most favorite American city, San Francisco, we visited the Botanical Garden. At every turn in the concentric and intersecting circular paths of the Garden, conifers from very mature to new were growing. For example,



Armstrong
Redwoods


Cupressus macrocarpa 'Lutea' was a showstopper. Then, check out this *Sequoiadendron giganteum* with its spectacular architecture.

When not at Circle Oak Ranch for dinners, we lunched in horticultural masterpieces. The auctions were, as always, lively and fun-filled. David Olszyk saw to that. Plants and other items were well spread out for viewing and bidding. Once again, the Malone ranch came through as spacious as California itself, and yet as intimate as an individual breath of fresh air.

Then, as we bid farewell to roughly half of the attendees, 100 of us embarked upon the Post

Tour. We were off to Mendocino County, up Highway 1, the Pacific Coast Highway. Yours truly did not zipline among the redwoods, but what opened before my eyes were places and lodgings and meals I can only describe as *elegant*.

On the way out of the Petaluma area, we stopped at a garden I consider one of the most beautiful I have ever seen. It lies on a side street in Sebastopol, and is the home of Carol Brant, one of the key volunteers at the National Meeting. The frontage prefigures and yet belies what one sees beyond the narrow, plant-laden walkway on the side of the house. Once inside the backyard, visitors find themselves immersed in an unending color palette. It's like being in a French Impressionist painting.



*Sequoiadendron
giganteum*



Front of the Brant Garden

Conifers, plants, containers, mixes of all kinds. This is truly a gardener's garden. I could have stayed there all day.


I had visited Western Hills in 2012 and was pleasantly surprised to see the evolution of the garden. It is amazing to see plants from Mediterranean climates such as South Africa, Chile and Australia. Like Quarryhill, Western Hills is for me an arboretum setting. We ate lunch on the terrace. I once asked meeting organizer, Sara Malone, if we would get meals as part of the tour. She answered: "Yes, and good ones too." That was an understatement. The Post Tour was nothing less than good company, beautiful places and wonderful meals, so totally worth the registration fee.

From Western Hills we continued north to Frog Song Farm, the home and garden of Sandy Scott in Point Arena. A not-so-simple garden tour turned into a place of great hospitality and games. A bus malfunction could not dent the enthusiasm. Food, wine and bocce ball carried attendees past the chaos of the moment on to the Little River Inn. It was truly an instance of *von Pferdescheiß bis Eis*. It's like making lemonade from lemons. How sweet the lemonade was!



The Mendocino volunteers' choice of Little River Inn as our base hotel in Mendocino County couldn't have been a better choice. The Pacific Ocean and its breakers at our fingertips, the Victorian village of Mendocino nearby, family style dinners—what more could anyone ask for!? In addition, we had time to take it all in and do some shopping. It was a wonderful rest bit.

On to Harmony Woods, the garden and home of Bob and Judy Mathey. A fairytale Hobbit-like house tucked into the woods with a secret garden before it, Harmony Woods was just that. Like a light in the misty forest, a gorgeous *Dacrydium cupressinum* held court over our lunch. So California, so scrumptious, so wonderful. As the mist wafted over us, it was a soothing experience. It just kept getting better and better. From the Mathey's home, we headed to the Mendocino Coastal Botanical Garden.



The view from my room at the 2015 National Meeting Post Tour, Little River Inn

Mendocino Coast Botanical Garden was once again a visual delight. Conifers appear along winding paths of perennials. The best, clearest signage I've ever seen, and everywhere pretty, pretty, pretty. 350 volunteers oversee the garden beds. There were no two gardens alike during the National Meeting and the Post Tour. This garden, as you can see, is a place for contemplation and visual appreciation. There was wine tasting and fine dining as we ate on the terrace.



Lunch at
Harmony Woods

In the morning we went to the Pygmy Forest, which is full of “stunted” conifers, an oligotrophic plant community, caused by underlying marine terraces and unusual soils. In a word, this garden was weird.



Pygmy Forest



A place of tranquility,
Mendocino Coast
Botanical Garden

Conifers well placed
in a natural setting
at Mendocino Coast
Botanical Garden





Witch's Broom cone in
Dominic Fava's hand

At 5' 6" I was taller than many of the *Pinus muricata*, *Pinus contorta* ssp. *bolanderi*, and *Cupressus goveniana* var. *pigmaea*. At our next stop, lunch at Handley Winery, Günther Eschrich of the Dutch Conifer Society shimmied up a *Pinus radiata* and snatched a witch's broom. And, it had cones. Part of the scion went with the discoverer; another piece is here in Michigan in the possession of Dominic Fava and Cathy Brooks-Fava. I've heard it might be propagated at Hidden Lake Gardens, Tipton, Michigan.

The busses began heading back to Double Tree Hotel in Rohnert Park, where it all began. But before we split to the four winds, we docked one more time at a garden, Stoney Bottom Gardens in Boonville. Stoney Bottom, developed by Ginger and Walt Valen, is a collection of conifers and plants which push the envelope of botanical environments. Walt believes in challenging sun, temps



You are cordially invited to join the
American Rhododendron Society
Benefits: quarterly journal,
seed exchange, chapter affiliation,
conventions

ARS Website: <http://www.rhododendron.org>

and wind with his plantings, and it all works.

If you were at the National Meeting, you were amazed by the structure and dynamics of the whole thing. If you treated yourself to the Post Tour, the energy from the National Meeting was magnified. This total experience will be hard to top.

Enter the Cone Zone. Write for our colleagues and our members. Future deadlines for submitting articles and photography for the *CQ* are: November 15 for the Winter issue 2016, February 15 for Spring 2016, May 15 for Summer 2016, August 15 for Fall 2016. 🌲



Conifers in the Valen's Garden

Conifer Propagation Seminar at Hidden Lake Gardens, Tipton, MI

March 5, 2016

9am – 4pm

Join us as we share what we know about some of the rare plants of the Harper Collection of Dwarf and Rare Conifers. Now condensed into one day!

Learn the art and science of making more conifers (cone-bearing plants). Staff & volunteers will share their extensive knowledge and experience on the nuances of propagation.



Seminar includes:

- Hands-on grafting of 6 different plants
- Cuttings to root of 16 plants
- Lunch
- Tour of Harper Collection or propagation facility

Species will likely include Thuja, Juniperus, Pinus, Picea, and Abies.
Extensive care instructions provided.

Designed for the beginning propagator, this seminar will share techniques even experienced propagators will appreciate. Advance registration is required, but experience is not.

**Cost: \$100 per person / \$90 per person for Friends of HLG.
\$125 per person after February 21.**

Registration is limited and will close on February 29. Registration is required.

Hidden Lake Gardens • www.HiddenLakeGardens.msu.edu • (517) 431-2060

Hidden Lake Gardens is owned and operated by Michigan State University

A Journey to and from Green Bay Central Region Meeting

By Terri Park, gardener member since 1997

The Pre and Post Tour private and public gardens available to visit surrounding the ACS Regional and National meetings have become a large part of the enticement to attend over the last eighteen years.

Jay and I always plan at least a couple of extra days around the ACS meeting which we attend to see what individuals create in their yards and visit the public gardens to see how their conifers are presented to educate the public.

We departed the Indianapolis area Wednesday morning, July 8, and spent well over two hours at the **Rotary Botanical Gardens in Janesville, WI**. Jay had a couple of *Ginkgo* to give Mark Dwyer as a gift exchange and for meeting a Facebook friend from last winter. The dramatic entrance to the gardens showcased some fantastic conifer specimens. The entire garden was well done, and we especially enjoyed the conifers which were a part of the Alpine Garden at the rear of the property with a great view of the gravel pit lake. The Jean Iseli Memorial Award money was well spent, and they have continued to invest in a diverse variety of conifers as part of an interesting garden with many rooms. A special exhibit to draw youngsters in and bring books to life with plants would be very appealing to families.

<http://rotarybotanicalgardens.org>

Thursday we visited **Olbrich Botanical Gardens in Madison, WI**. The Thai Pavillion was the most impressive and unusual architectural feature in this garden, glittering in stunning gold leaf. It is surrounded by still formal reflecting pools and complimentary cultural artifacts in the surrounding gardens. There are many beautifully designed areas in this garden and well worth a few hours to tour. As for the conifers, I'm not sure why the majority of public gardens seems to think conifers need to be displayed in a rock garden or alpine design as I always feel hot in a gravel mulched garden. The conifers were all mature and of older varieties, but in good health. My biggest

objection is allowing the conifers to be overrun with the yellow blooming sedums or other perennials and not well tended. The design would appreciate a rebalancing with a new eye. Some red-purple colors, as in some beeches or oriental maples to bring a little life to the greens, yellows, and blue conifers and a decrease in the hot, overwhelming yellow blooming sedums, would be a good start. It needs a little enhancing to become as exciting as the rest of the 16 acres of gardens. <http://www.olbrich.org>

We continued our Thursday tour in **Allen Centennial Gardens, Madison, WI**, which is a much smaller 2.5 acre garden with many interesting plants. The conifer garden is again an alpine rock garden design, but with much more color and interest, as well as some mature specimens and plenty of nice dwarf varieties. Very pleasing to the coniferite in me and has many elements which could be incorporated into a home landscaping design. www.allencentennialgardens.org

Friday, July 10 we continued traveling East toward Green Bay to visit **Larry & Sarah Conrad in Eldorado, WI**. The pre-tour description was spot-on, and the gardeners as well as the garden were delightful. We were so glad this gem was picked for meeting attendees to visit. The hundreds of lilies and annuals were showing off wildly and accented the conifers well. The stained glass artwork was an additional treasure to discover. This is a talented couple and we didn't even hear any music, which is their primary occupation! <http://conradartglassgardens.blogspot.com>

The Auction registration and Friday social greeting old friends was the start of a wonderful meeting, and the gardens we saw on Saturday are a subject of an entirely different and extensive article. When we departed Green Bay, we started home heading south, stopping at **David & Sherry Speth's Sheboygan Falls, WI** garden. Dave and Sherry had driven all the way down to Indianapolis in 2006 and 2009 when we planned local ACS garden tours, but were unable to attend our 2015 Circle City tour in May. I'm sure they were busy with the rest of the committee attending to hundreds of details of hosting a well-planned meeting as well as preparing their own garden for visitors. We were happy that we could return a visit to their garden to see how their work of art and love of conifers were evolving. We could definitely see the effects of Addicted Conifer Syndrome passed on by the infectious enthusiasm of Gary Whittenbaugh, Rich's Foxwillow Pines (Rich and Susie Eyre) and previous ACS auction acquisitions. They are both avid gardeners and volunteers in local gardening groups to help spread the love. We had

similar experiences with heavy clay soils and shared trials and tribulations. It is always a learning experience to have individual conversations with gardeners. This isn't always possible when on the official meeting tour of gardens where the conversations are between other observers, and the gardeners are swamped with questions from fifty different people.

Late afternoon on Sunday, we reached **Dorothy Danforth's garden in Brown Deer, WI**. We had visited her garden during the 2010 ACS Regional outside of Milwaukee and were eager to see the changes which had occurred since. In 2010, we planned an after-meeting vacation in Door County and saw many historical homes and sites in Milwaukee, so we did not re-trace those steps this time due to time constraints. I'm sure we missed lovely sights in Door County pre/post meeting venues which were available. Rich and Susan Eyre have indeed done a major conversion in Conifer Faith with Dorothy. The conifers are taking up much more of the one-third acre lot, and the thirty-five years of perennials are merely accent pieces instead of the main attraction. She has done this by dividing and giving away more perennials than I ever dreamed of buying or owning. She has a green thumb if ever there was one! There has been quite a transformation since she caught the Addicted Conifer Syndrome from Susie in 2006. Hers remains one of my favorite gardens of all time in design and plants and is the perfect example of what an "average homeowner" lot can become with the TLC of a talented gardener in tandem with the expertise of talented nursery owners. We could certainly use more folks like Dorothy in the Indianapolis area to spread the Conifer Joy.

ACS members, you just don't know what you are missing if you don't attend the meetings and see all there is available to see. The living, changing artwork of gardens is amazing. 🌿

Green Bay Botanical Garden

American Conifer Society Names Green Bay Botanical Garden a Conifer Reference Garden

Green Bay Botanical Garden (GBBG) welcomed about 130 attendees of the American Conifer Society's Central Region conference for a luncheon on Saturday, July 11. A highlight of the luncheon was an announcement that Green Bay Botanical Garden is now designated an American Conifer Society Reference Garden.

Since 2008, the American Conifer Society has partnered with public gardens throughout the United States to recognize noteworthy conifer collections through a special designation, the ACS Reference Garden. These gardens provide wonderful opportunities to educate the public about growing conifers, using conifers in a home landscape, and building enthusiasm about conifers and the American Conifer Society. To receive a Reference Garden designation, a garden must meet several criteria, including the number of conifers in their collection, accurate labeling of the conifers and appropriate maintenance of the conifer collection.

Since Green Bay Botanical Garden completed the Gene and Betty Arendt Conifer Garden in 2014, the Garden applied for the designation in February of 2015 and was pleased to learn of the designation. GBBG features more than 325 conifers representing 275 varieties, or cultivars. Over 3,250 complementary colored foliage and flowering perennials and shrubs of 125 different varieties or cultivars accent the conifers. This garden also highlights the use of unique forms of conifers. From shade to sun, every visitor will find something they can incorporate into their own landscape.

Meissner Landscape, Inc., of Sturgeon Bay, designed the Conifer Garden in 2012, and hardscape installation began in spring of 2013. The hardscape features 83 tons of limestone boulders, brought in from quarries surrounding Northeast Wisconsin. The conifers were installed in 2013, and the perennials followed in the spring of 2014. The design concepts employed in this garden are such that these conifers are showcased not so much as a "collection", but rather in a fashion that you may find in a well-designed home garden. The perennials were installed with the intention of being relocated as the conifers grow and reach their mature size. The perennials were chosen to provide the maximum beauty for color and form as you meander through the garden.



To learn more about the Green Bay Botanical Garden, please visit www.gbbg.org or call the Garden at (920) 490-9457.

About Green Bay Botanical Garden

Green Bay Botanical Garden, located at 2600 Larsen Road behind Northeast Wisconsin Technical College (NWTC), opened in 1996 and features 47 bountiful acres of display gardens and natural areas. The organization enriches the region by providing year-round educational and recreational opportunities within an environment which engages, inspires and refreshes. For more information about the events and other classes and programs offered, please visit www.gbbg.org or call (920) 490-9457.

Contact: Susan Garot at (920) 491-3691 ext. 102 or sgarot@gbbg.org. 🌿

2016 National Meeting in Central Ohio, June 24–25, 2016

Cherry Valley Lodge, Gisene Beebe
GBeebe@cherryvalleylodge.com
740-877-1200) 2299 Cherry Valley
Rd SE, Newark, OH 43055

Gardens to be visited:

The Dawes Arboretum

Sharon Hupp, Event Coordinator
slhupp@dawesarb.org or 740.788.1200

Schnormeier Gardens

Ted & Ann Schnormeier
schangrala@aol.com or 740-427-
2612 or 740-507-7855, 8701 Laymon
Rd., Gambier, OH 43022

Mission Oaks Gardens

Bert Hendley 740-450-8050, 1865
Norwood Blvd., Zanesville, OH 43701

Registration: Cherry Valley Lodge
begins at 3:00 p.m. on 6/23/16

Dinner at 6:00-7:00 p.m.: Remarks
from ACS President (note: Brian
Jacob will have completed his term,

and the next President, as of yet
undetermined by the Board, will be
introduced)

Keynote Speaker after dinner:

Dennis Groh

dgroh8380mi@wowway.com

Dennis has a presentation on
Japanese Gardens.

DAY ONE (JUNE 24, 2016)

- 7:00–8:00 a.m. – Breakfast at
Cherry Valley Lodge
- 8:00 a.m. – Noon Lectures:
Brent Markus, Topic: Conifers for
the Landscape
brent@raretreenuersery.com
- Gary Whittenbaugh
Topic: Conifer Companions
franmara@mchsi.com
- Rich Eyre
Topic: Inspirational Conifers,
coniflora@richsfoxwillowpines.com



[www.etsy.com/shop/
DansDwarfConifers](http://www.etsy.com/shop/DansDwarfConifers)

- Mail Order
- Hard to find cultivars
- Healthy, quality plants

Bill Hendricks
Topic: Transcendent Trees,
bhendricks@klynnurseries.com

Tom Cox
Topic: Conifers of the World
coxarb@bellsouth.net

David Dannaher
Topic: Propagating Conifers
dannaherlandscaping@gmail.com

- 12:00 Noon: Lunch
- Afternoon: Tours of The Dawes Arboretum's conifer collection
- 6:00–7:00 p.m.: Dinner –
Speaker: TBD

DAY TWO (JUNE 25, 2016)

- 7:00–8:00 a.m.: Breakfast
- 8:15 a.m.: Two tour groups. One to Schnormeier Gardens first and lunch in Mount Vernon, OH. Second group to Mission Oaks Gardens in Zanesville and lunch there. Both groups go to the other garden in the afternoon.
- 4:00 p.m.: Return to Cherry Valley Lodge
- 4:30–5:30 p.m.: Social Hour
- 5:30–6:30 p.m.: Dinner
- 7:00 p.m.: Silent Auction concludes
- 7:30 p.m.: Verbal Auction (Bill Barger, auctioneer) 🌲



SHIPPING 1,000+

Japanese Maples Dwarf Conifers
Unusual Broadleaves Ginkgo

FREE PLANT
With purchases
greater than \$100

LIMITED TIME

Visit Conifer Kingdom & we will pay for 1 night of accommodations at the OREGON GARDEN RESORT*

www.ConiferKingdom.com
Email: info@coniferkingdom.com
Phone: 503.874.4123
Wholesale please inquire at www.raretreenuresery.com

*Offer subject to availability, 1per household, promotion may be changed or cancelled at any time, residents of OR and WA not eligible

ACS
Member
Discount Price \$175
including shipping



Encyclopedia of Conifers

A Comprehensive Guide to Cultivars and Species

By Aris G. Auders and Derek P. Spicer

Royal Horticultural Society Encyclopedia of Conifers is a complete reference book covering all recognised conifer cultivars and species, both hardy and tropical.

The two hardcover volumes (10x13") of this 1500-page work feature:

- Names, synonyms, brief descriptions, including information about height and spread after 10 years for over 8000 cultivars
- Over 5000 color photographs in many cases detailing special features
- The most recent botanical classification (Farjon 2010), including as yet unpublished data
- Authors have been working on these books for 7 years

Chris Reynolds, curator of Bedgebury National Pinetum: "...The wealth of detail and information is truly astonishing. The authors are to be commended on their efforts and I would advise all serious gardeners and landscapers to get a copy—it will be well worth it..."



Available from **Elardo Enterprises**. For more information please contact
Dr. Ronald J. Elardo: ConQuartEditor@gmail.com or 517.902.7230.

www.coniferworld.com

GEE FARMS

Nursery & Landscaping

10 Acres of Container Plants

Conifers, Hosta, Ornamental Grasses, Perennials

10 Acre Arboretum and Water Features

Field Grown Specimens, Grafts

Family Owned since 1849

8:00 am till 8:00 pm – 7 days

Gary, Kaye & Kary Gee

14928 Bunkerhill Rd., Stockbridge, MI 49285

PH: (517) 769-6772 or 1-800-860-BUSH

FAX (517) 769-6204

Visit our Web site @ www.geefarms.com for our plant list

Specializing
in the rare &
unusual

Directorate

National Officers

President	Brian Jacob , 812A John Liner Rd., Sedro-Woolley, WA 98284, PH (503) 754-1307, E-mail: brianejacob@ymail.com
Vice President and Treasurer	Tom Neff , 4000 Lindsey Rd. NE, Marietta, GA 30067-4224, E-mail: tsneff2003@yahoo.com
Secretary	Kathleen Pottratz , PO Box 292, Scott Mills, OR 97375, PH (503) 985-7561, E-mail: kpotzz@gmail.com
Past President	Larry Nau , 25 Knollwood Dr, Churchville, NY 14428, PH (585) 202-1815, E-mail: lnau@frontiernet.net

Regional Directors

Northeastern Region President	Colby Q. Feller , 5 Peter Cooper Rd. Apt. 7E, New York, NY 10010-6629, PH (347) 661-5478, E-mail: colbyfeller@yahoo.com
Director	Michael Mahoney , 150 Elm St, Hanover, MA 02339, PH (781) 826-2915, E-mail: mdm150@verizon.net
Southeastern Region President	Martin Stone , PO Box One, Bowling Green, KY 42102 PH (270) 799-7669, E-mail: martin.stone@wku.edu
Director	Neil Fusillo , 2265 Old Orchard Dr., Marietta, GA 30068, PH (770) 955-2444, E-mail: conifers@arcdiv.com
Central Region President	Byron Baxter , 1322 Boat Run Ln., New Richmond, OH 45157-8600, E-mail: byron@dendrologicalsales.net
Director	David Speth , N3596E County Trunk A, Sheboygan Falls, WI 53085-2933, PH (920) 467-2002, E-mail: speth@excel.net
Western Region President	David Olszyk , 6810 44th Ave NE, Olympia, WA 98516-6220, PH (360) 456-2896. E-mail: david.olszyk@gmail.com
Director	Anton Klemens , 5203 Summit St., West Linn, OR 97068-2920, PH (971) 269-9609, E-mail: coniferklemens@gmail.com

Staff & Volunteers

National Office Manager	Steven W. Courtney , American Conifer Society, PO Box 1583, Maple Grove, MN 55311, PH (763) 657-7251 Email: nationaloffice@conifersociety.org
ConiferQuarterly Editor	Dr. Ronald J. Elardo , 5749 Hunter Ct., Adrian, MI 49221-2471, PH (517) 902-7230, E-mail: ConQuartEditor@gmail.com
Website Editor	Sara Malone , 909 Mustang Ct., Petaluma, CA 94954, PH (707) 486-0444, E-mail: webeditor@conifersociety.org
Collectors Conifer Chairman	Dennis Lee , PO Box 1332, Stow, OH 44224, PH (330) 688-4283, E-mail: coniferden@msn.com
Seed Exchange Chairman	Jim Brackman , Old Highway 410 SW, Olympia, WA 98512, PH (253) 736-5864, E-mail: james.brackman@weyerhaeuser.com
Conifer Registrar	Richard Larson , The Dawes Arboretum, 7770 Jacksontown Rd., Newark, OH 43056, PH (800) 443-2937, E-mail: ralarson@dawesarb.org
ConiferBase Administrator	David Olszyk , 6810 44th Ave. NE, Olympia, WA 98516-6220 PH (360) 456-2896. E-mail: david.olszyk@gmail.com
Reference Garden Chair	Barbie Colvin , 148 Hudson Dr. NE, Milledgeville, GA 31061-9323 PH (478) 452-2572, E-mail: colvinbc@gmail.com





Cupressus macrocarpa 'Lutea'
in the San Francisco Botanical
Garden, ACS 2015 National Meeting.
Photo by Ronald J. Elardo