

Conifer Quarterly

Vol. 25 No. 4

Fall 2008

Pinus heldreichii 'Smidtii'
2009 Collectors Conifer of the Year



Dwarf Selection

Photo credit: Randall C. Smith, courtesy of Iseli Nursery



A scene featuring a pendulous form of *Tsuga canadensis* from the International ACS Czech Republic Tour taken in the Holata garden in Leder by Jim Kelley

Contents

- 6 The Hemlocks**
Text and photos by Dr. Bert Cregg
- 12 Edsel Wood and His *Tsuga* Seedlings**
by Don Howse
- 17 Name that Plant - The Misuse of Trademarks in Horticulture**
by Tony Avent
- 24 Collectors Conifer of the Year**
- 27 Planting Guide for Difficult to Establish Conifers**
by Ridge Goodwin, Director CCOY Program
featuring:
Success with Difficult to Establish Conifers
by Gerald P. Kral & Elmer Dustman
- 31 In Search of Conifers and Other Garden-worthy Plants**
Text and photos by Tom Cox
- 40 Eek! Bag Worms on the March!**
by Ellen Kelley

Conifer Society Voices

- 2 President's Message**
- 4 Editor's Memo**
- 41 Leaders' Spotlight on Ridge Goodwin**
- 44 Letter to the Editor**
- 45 New Members**
- 46 ACS 2009 National Meeting**

Conifer Quarterly

Fall 2008
Volume 25, No 4

The Conifer Quarterly (ISSN 8755-0490) is published quarterly by the American Conifer Society. The Society is a non-profit organization incorporated under the laws of the Commonwealth of Pennsylvania and is tax exempt under section 501(c)3 of the Internal Revenue Service Code.

You are invited to join our Society. Please address membership and other inquiries to the American Conifer Society National Office, 175 Charisma Lane, Lewisville, NC 27023-9611. Membership: US \$30 (indiv.), \$35 (joint), \$30 (institutional), \$50 (sustaining), \$100 (corporate business) and \$130 (patron). If you are moving, please notify the National Office 4 weeks in advance.

All editorial and advertising matters should be sent to: Evelyn Cox, 1621 N. Lake Dr., Canton, GA 30115, (770) 663-7576 or email coniferquarterly@bellsouth.net.

Editor
Evelyn Cox

Technical Editors
Ethan Johnson
Susan Martin
R. William Thomas

Advisory Committee
Ellen Kelley, Committee Chair
Marvin Snyder
ex officio: Tom Cox
ex officio: John Martin

Copyright © 2008, American Conifer Society. All rights reserved. No material contained herein may be reproduced in any form without prior written permission of the publisher. Opinions expressed by authors and advertisers are not necessarily those of the Society.

Note: Hardiness Zone references in the Conifer Quarterly are USDA classifications unless otherwise specified.

FROM THE PRESIDENT'S DESK

This summer, the ACS held two important events. First, we celebrated the 25th anniversary of the founding of the American Conifer Society. At the National Meeting in Dubuque, Iowa, 200 people learned more about the history of the organization and honored the past presidents who have led the ACS during the past 25 years. Ten of the thirteen former presidents were in attendance.

This meeting also had a record 69 people who indicated that this was their first National Meeting. An orientation session was held for the "newbies" to introduce them to the auction procedures, and each received a small conifer. This session was well received, and I hope this sort of informational session will become a standard part of any meeting. I'll be glad to supply a copy of the one-page handout we used.

Second, the ACS sponsored its second overseas tour, with a destination of the Czech Republic. None of us on the tour knew what to expect, but we saw amazing gardens and were welcomed warmly and graciously by gardeners and nurserymen. They were delighted that we were interested in visiting their gardens. (The gardeners were all men, and all expressed surprise that the president of the ACS was a woman!) Among other treasures, we saw many exquisite trough gardens planted in ancient stone cattle troughs.

The gardeners we met were also propagating conifers, using seed, witches' brooms, and cuttings. One young man, who had recently completed university studies and was working

with his father, had published a book about witches' brooms and gave copies to several of us. Of course the book is in Czech, but we can enjoy some fine color photos, and the botanical names of the plants are understandable. He hopes to expand his first effort and also publish in English. We saw many cultivars not available in the U.S., mainly due to the very tough regulations of the Department of Agriculture regarding the importation of plant material.

Finally, I want to publically express my profound thanks and appreciation to Gary Whittenbaugh, my co-chair for the

National Meeting, and to Tom Whittenbaugh and all of the others who helped to make it a success. I also greatly appreciate the dogged efforts of Tom Cox in planning and organizing the tour to the Czech Republic. This was a difficult tour to put together for a variety of reasons, but Tom made it happen. Those of us who went on the tour had a great time and learned so much.

Ellen Kelley

ACS members voted overwhelmingly to accept the proposed changes to the by-laws with 129 members returning ballots. Several people suggested using a tape recorder. We do record every board meeting and the secretary also takes notes. The recording serves as a back-up and a check on the accuracy of the minutes.

Thanks to all who took the time and effort to vote.

Ellen Kelley, President
American Conifer Society

Publication Dates

Issue	Calendar Quarter	Deadline to submit articles	Publication Date (approx. mailing)
Winter	Jan/Feb/Mar	Nov 12	Jan 15
Spring	Apr/May/Jun	Feb 15	Apr 16
Summer	Jul/Aug/Sept	May 13	July 16
Fall	Oct/Nov/Dec 31	Aug 13	Oct 15

Submit articles/photos to:

Evelyn Cox, *Conifer Quarterly* Editor
1621 N. Lake Dr., Canton, GA 30115
PH (770) 663-7576
E-mail: ConiferQuarterly@bellsouth.net

EDITOR'S MEMO



Fall is a perfect time to sit in a shade garden. From a slightly elevated bench, I can sit in mine and look over hostas, ferns and hemlocks. Rich, dark-green hemlocks contrast perfectly with the ferns and hostas here and with their other neighbors, dogwoods, rhododendrons and hydrangeas. I like to watch the hemlocks swaying and nodding in the breeze, their needles glistening as sun streams through the disappearing canopy. When the broad leaves of taller trees disappear completely, filtered sunlight streams through the fine texture of hemlock needles, creating changing patterns throughout the day.

The hemlocks in our shade garden are *Tsuga canadensis* (eastern hemlock) cultivars with several specimens of Asian species such as *Tsuga forrestii*, *chinensis*, and *diversifolia*. Here, they prosper in zone 7.

Our fall issue theme is the genus

Tsuga, commonly called hemlock. Inside this issue, Dr. Bert Cregg's article (originally published in *The Michigan Landscape* magazine) points out some cultivars for other zones. Also from Michigan (Dearborn Heights), Dennis Groh shows us beautiful hemlocks, some of which have been in his garden for many years. From Oregon, Don Howse shares his experience with hemlock seedlings from the garden of the late Edsal Wood.

There is much confusion about plant cultivar names these days. How did that happen? It should become clearer after reading Tony Avent's article, "Name that Plant - The Misuse of Trademarks in Horticulture."

We have become accustomed in fall to finding out about the new Collectors Conifer of the Year selections. Again, the CCOY committee has selected two outstanding plants. Many of you coniferseurs (a word coined by ACS member Viviane Decker) probably noticed those fabulous photo shots by Randy Smith of Iseli Nursery on the covers and have already filled out your order form. But if you want to know more about the selections first, turn to the centerfold. In addition, you can read about special care of more difficult to establish plants, especially the dwarfs, in a separate article crafted by plant experts Gerald Kral, Elmer Dustman, and Ridge Goodwin.

Ridge is our new vice president and we asked him to introduce himself to members who may not have had the opportunity to meet him. I enjoyed his

story and think you will too. We've kept him busy since last issue getting articles together for the fall issue. One of those is an update on the 2009 ACS National Meeting to be held in Long Island, New York. This sounds like a great venue with lots of outstanding gardens. Mark your calendars for August 6–8.

I hope that many of you step forward and share your stories, plants and/or photos with fellow ACS readers for our next issue, intended to highlight the beauty and utility of conifers throughout the seasons. To get started, think about particular plants, a group of conifers, or conifers with companions

that bring excitement to your garden in various seasons. If it is a different conifer for each season, that's okay. Just send a picture of your garden scene that has been enhanced by a conifer's presence during a particular season. In other words, we're flexible. We just want to spread the word.

Hope you enjoy this issue. Try reading it amongst the hemlocks.



Next Issue: Winter 2009

Our next issue will feature: **Conifers–The All-season Plants.**

Suggestions for your submissions are included in the Editor's Memo above.

Future Issue themes: Please look at future themes and consider sending your articles in advance of published deadlines.

Picea

Juniperus

Cones

Lesser-known Conifers

We welcome news alerts about conifers or about our members. Contact Evelyn Cox to discuss your ideas.

The Hemlocks

Text and photos by Dr. Bert Cregg

This article was originally published in the November/December 2004 issue of The Michigan Landscape magazine, a monthly publication of the Michigan Nursery and Landscape Association (www.mnla.org).

Hemlocks are among the most striking and graceful conifers in Michigan landscapes. Unfortunately, due to their exacting site requirements, hemlocks can be among the most frustrating conifers for homeowners and landscapers to grow and maintain. Worldwide there are eight to ten species in the hemlock genus (*Tsuga*), which occur in moist, temperate parts of North America and eastern Asia. Four *Tsuga* species are native to North America. Western hemlock (*T. heterophylla*) and mountain (*T. mertensiana*) occur in the Western U.S. and Canada. Eastern hemlock (*T. canadensis*) and Carolina hemlock (*T. caroliniana*) are native to eastern North America. All of the North American hemlock species grow to be large trees in forest stands. Western hemlock is the largest, growing to over 200' tall. Hemlocks are valuable trees for lumber and for pulp production. Hemlock bark has a very high tannin content and was used by many native peoples for tanning. Native tribes in the Northwest used hemlock to dye fishing nets to make them less visible to fish in murky water. In eastern North America, *T. canadensis* bark was used for commercial leather tanning until the advent of synthetic tanning materials.

Beyond their use for lumber, pulp,

and tannin, hemlocks are among the elite of landscape conifers. Their color, texture, and graceful elegance add a touch of class to any landscape. Named cultivars exist for all four of the North American species, though *T. canadensis* are the most numerous and most widely used in the Midwest. The American Conifer Society lists over 240 cultivars of *T. canadensis*, compared with 11 for Carolina hemlock, 17 for *T. mertensiana* and 8 for *T. heterophylla*. There are a handful of named cultivars for some of the Asian species of *Tsuga* including southern Japanese hemlock (*Tsuga sieboldii*) and Northern Japanese hemlock (*T. diversifolia*).

Regardless of the species or cultivar, one consideration common to growing all hemlocks is the need to pay careful attention to site selection. While hemlocks can and do grow in open sites, invariably they perform best in protected areas. Conifer expert Chub Harper has a simple rule for choosing sites for hemlocks: avoid winter sun. Chub states, "The north side of a structure, or the north side of a conifer windbreak works best." Like many conifers, hemlocks grow best on acidic, moist, well-drained soils.

***Tsuga heterophylla*, Western hemlock**

The range of western hemlock is disjunct with a coastal distribution from southern Oregon to southern Alaska and an interior distribution in northern Idaho and interior British Columbia. *T. heterophylla* is used in landscaping in the Pacific

Northwest and in Europe, both the straight species as well as several cultivars. Generally it has been assumed that climatic extremes preclude their use in the Midwest but most cultivars in the trade are from coastal selection (Zone 7). Exploration of the interior range (Zone 5) may yield selections with increased tolerance of environmental stresses. Western hemlock is the state tree of Washington.

Tsuga diversifolia,

Northern Japanese hemlock

Native to the Japanese islands of Honshu and Kyushu, *T. diversifolia* is hardy in the southern half of the Lower Peninsula (Zone 5). Susan Eyre of Rich's Foxwillow Pines Nursery Northwest of Chicago lists this among her "Top Ten" conifers. Northern Japanese hemlock has dark green foliage with copious small cones.

Tsuga canadensis,

Eastern hemlock

In his *Manual of Woody Landscape Plants*, Michael Dirr states that if he could plant only one conifer it would be a *Tsuga canadensis*. Eastern Hemlock makes up the vast majority of hemlocks in the nursery trade in the upper Midwest. In a quick survey of catalogs from three major landscape nurseries specializing in conifers, I found 40 cultivars of *T. canadensis*. The only other hemlocks listed were straight species (*T. diversifolia*, *T. sieboldii*, *T. dumosa*) and one cultivar of *T. sieboldii*. The diversity of Eastern hemlock cultivars is truly remarkable; selections include large trees, weeping forms, variegated forms, dwarf, and miniature plants. In fact some of the smallest miniature cultivars recognized by the American Conifer Society are selections of *T. canadensis*.

'Sargentii' This extremely handsome

mounding form can get quite large with age. Chub Harper notes: "I still have a specimen with a trunk diameter of 15" that was too big to move with the rest of the collection that went to Hidden Lake Gardens." (Zone 3)

'Lewis' This is a dwarf, upright form growing 3'-6' at age 10. Chub notes: "This is a dandy hemlock, not nearly as fussy as some." (Zone 3)

'Stewart's Gem' A compact globe form. A very compact plant, growing to only 15" by age 18. (Zone 4)

'Geneva' The American Conifer Society lists this as an intermediate grower (6-15' at age 10) and the specimen at Hidden Lake Gardens is in this range. This is a reliable hemlock that is available through several specialty nurseries but is usually listed as a slower grower. Medium to dark green foliage. (Zone 3)



Tsuga canadensis 'Jeddeloh'

'Jeddeloh' A widely cultivated low mounding or nest-like plant. Very striking, 3'-6' at age 10. (Zone 3)

'Everitt Golden' One of the few golden forms of hemlock. An upright small tree. Has best color in full sun but will burn. Performs well in light shade. A dwarf

form (3'-6' at age 10). (Zone 4)

'Pendula' A classic weeping plant for the shade garden. (Zone 4)

'Palomino' A globe form of dwarf hemlock that belongs to the cinnamon-tip group. It forms a very dwarf compact bush with irregular congested growth. (Zone 4)

'Hussii' Broad oval to upright dwarf (3'-6' at age 10) short dark green needles. (Zone 4)

'Minuta' One of the smallest of all conifers this miniature grows less than 1" per year. Like 'Hussii' and 'Jacqueline Verkade', this slow-growing form is suitable as a specimen in rock gardens.

'Gentsch White' Globe form with creamy white new growth, intermediate size: 6-12" per year, 6-15' at 10 years. (Zone 3)

'Frosty' Variegated Dwarf form with a globe habit. 1-6" per year, 3-6' at 10 years. (Zone 4)


'LaBar White Tip' Variegated form with creamy white-tipped foliage. Broad upright or oval, up to 15' by age 10. (Zone 5)

'Watnong Star' Chub notes: "My favorite

of all dwarf hemlock, the new growth has a star-like appearance." Reportedly hard to find, I found it listed in Arrowhead Alpines catalog. (Zone 4)



Tsuga canadensis 'LaBar White Tip'



T. diversifolia, *T. canadensis* 'Frosty',
T. canadensis 'Geneva'



Tsuga canadensis 'Brookline'



Tsuga canadensis 'Guldemond's Dwarf'



Tsuga canadensis 'Gentsch White'

Hemlock Woolly Adelgid


The hemlock woolly adelgid is a serious pest affecting hemlock forests and hemlocks in landscapes in the eastern United States. According to the USDA Forest Service the hemlock woolly adelgid has been detected in nearly half of the range of eastern hemlock. Over 55% of 26,000 acres of hemlock forests in New Jersey have been severely impacted by the adelgid. Fortunately the hemlock woolly adelgid has not yet established a foothold in Michigan. The hemlock woolly adelgid is an aphid-like insect that infests hemlock foliage resulting in severe defoliation that can be severe enough to cause mortality. The adelgid is an exotic pest that was introduced from Asia (sound familiar?). The initial infestations in North America occurred in the Pacific Northwest in the 1920s. The adelgid has not caused widespread damage to western hemlock (*T. heterophylla*) or mountain hemlock (*T. mertensiana*) but has been devastating to eastern hemlock (*T. canadensis*) and Carolina hemlock (*T. caroliniana*), neither of which has shown resistance. The range of the adelgid has increased steadily over the past decade. Quarantine on hemlocks from southern nurseries has helped to keep this pest out of Michigan. Researchers are examining whether cold winter temperatures in the northern end of the *T. canadensis* range may limit the northern extent of the infestation.

Gardening with *Tsuga*

Photos by Dennis Groh



Tsuga canadensis 'Everitt Golden'



Tsuga canadensis 'Stockman's Dwarf'



Tsuga canadensis 'Coles Prostrate' with new spring growth



Tsuga canadensis 'Betty Rose' with new white spring growth flush



Tsuga canadensis 'Minuta'
Taken by Dennis Groh in his garden of a specimen about 30 years old



Tsuga mertensiana 'Elizabeth'
Taken by Dennis Groh in his garden of specimen about 10 years old



Tsuga canadensis 'Moon Frost'



Tsuga heterophylla



Tsuga canadensis 'Jeddeloh'
Specimen about 35 years old with new spring growth from Dennis Groh's garden

Edsel Wood and His Tsuga Seedlings

by Don Howse

My good friend and mentor, Edsel Wood, was an outstanding plantsman. He had a passion for bonsai. He also had a nursery where he produced plants in small containers for the bonsai market. Because he grew many of his plants from seed, he had the opportunity to select and evaluate interesting seedlings. Ed passed from this mortal existence in 1996 and left us a wonderful legacy of plants that he introduced. Among his many introductions were a number of outstanding *Tsuga canadensis* seedlings.

Fulfilling a contract, Ed grew seedlings of *Tsuga canadensis*. He would sow seed onto a media of Douglas-fir bark in nursery flats. After germination, the seedlings would be potted into 2-1/4 inch plastic pots and grown in the same media. The trays of potted seedlings were set in a controlled, cool greenhouse on elevated wire benches. Whenever I visited Ed, there were several thousands of seedlings growing in the flats. They were from succeeding years, and were of varying sizes. As the young seedlings developed, Ed would look over the trays and select out any that appeared dwarf, dense, prostrate, or different in any way. Seedlings with white variegation or cream colored tips seemed to occur with some regularity. He would also set aside these seedlings and continue to grow them on to be evaluated.

Among the white tipped and white variegated selections, he found several that appealed to him. He named these after the nearby white snowcapped peaks

of the Cascade Mountains of California, Oregon, and Washington. The seedlings' names included Mt. Adams, Mt. Bachelor, Mt. Baker, Mt. Hood, Mt. Jefferson, Mt. Rainier, Mt. Shasta, Mt. St. Helens, and (Mt.) South Sister. Each of the plants is an upright form, with some degree of white variegation or creamy white coloration. I have grown most of the seedlings that Ed named for the distinctive peaks of the Cascade Mountains for ten years or more. However, only recently have I been able to get cuttings of Mt. Adams, so I do not have an opinion formed yet as to how it will appear in ten years.

From observations, I have come to like three specific plants more than the others. Mt. Baker, Mt. Bachelor, and (Mt.) South Sister are the slowest growing and the most dwarf or compact of the selections. They all have good, white coloration, which stands out in the shaded garden setting.

Mt. Baker is an upright shrub with distinctive white color, standing up to 4 feet in height and 2 feet in width in ten years. It has become a full-bodied plant without any side pruning. I imagine a sheared or pruned plant would be outstanding with lots of white foliage. It is an attractive plant in the landscape. I am growing it in full hot sunlight without any summer burn.

Mt. Bachelor is the smallest of the three varieties and multi-stemmed. It has a broad vase shape. My ten-year-old plant is at about knee height and has the

same breadth. It, too, has very good white coloration. This plant is ideal for the small garden space without pruning to keep it small. I can imagine that a sheared plant would be very white and dense.

(Mt.) South Sister is a single stemmed shrub with a more open structure and very good white foliage color. The white foliage is distinctive. With some pruning or shearing, it can become a full-bodied pyramid. In ten years, it has reached a height of approximately 4 feet.

The seedling named Mt. Hood is also a fine plant. It is not as white, and grows somewhat larger. My 20-year-old plant is now approximately 8 feet in height in a pyramidal form. I have tip pruned it over the years, which enhances the pale white coloration. With the pruning, it has become a fine shrub or very small tree. With close up inspection, one can see that the needles are pale green with a faint white coloration.

The varieties named for the other Cascade peaks are faster growing and taller, becoming trees. Mt. St. Helens is the most open and fastest growing of the lot. Mt. Jefferson, Mt. Shasta, and Mt. Rainier are all good white forms of a similar nature. I find Mt. Shasta to be the brightest, or whitest, of these tree forms.

Ed introduced a white seedling that is multi-stemmed and quite dwarf. It is a broad mound with good color. He and Larry Stanley agreed on the name 'Moonfrost'. It is a very good plant for the intimate garden, and stands out with its silvery-white foliage. A sheared plant can be dense and very white. I recommend this plant for a lightly shaded site where it can be a focal point.

A few weeks after Ed passed away, his wife, Arlene, allowed me to inspect

his Oak Grove Garden at his Wilsonville, Oregon, nursery site. On a cold and frosty morning in February of 1997, I found a dense mound of white foliage tinged rosy pink. It was novel, and I took some cuttings for propagation. As the young plants developed, each winter they would become rose colored. I named the plant 'Woodrose' in honor of Ed Wood's name and the rosy winter coloration. The plant has a similar dwarf habit as 'Moonfrost', with lots of white foliage the remainder of the year. It, too, is a fine plant for the lightly shaded garden setting. The rosy pink coloration makes it a novelty for the winter garden.

While I was perusing Ed's garden, where he had his many seedling introductions, I came upon a gold variegated small tree. The color of the variegation was a rich golden-yellow that was nicely contrasted with the dark green foliage. I also took cuttings of this plant. As the young plants developed, I noticed that there was a lot of variation in the amount of golden-yellow variegation, with some plants being almost totally green and some having lots of golden-yellow color. I named the plant 'Wood's Goldleaf'. Also, as the colorful plants grew upright, I noticed that some plants became green and lost all of the variegation in the upper branches and top of the plant. I now realize that judicious pruning is required to keep the variegation and color. The plant seems to be an upright tree form but somewhat compact. My ten-year-old plant is now about eight feet in height. It has some areas with lots of gold colored variegation and some areas with very little.

Ed also set aside several very small seedlings that he kept growing in pots in

his cool greenhouse. He applied numbers to these and eventually named them for nearby Oregon cities and rural locales. He named one of the seedlings (seedling #3) in honor of his good friend, Jean Iseli, after Jean passed away in 1986. The others he named for the nearby communities.

There is little difference in these seedlings to tell them apart. They are all very dwarf and spreading in habit. Some have weeping tips. Some are slightly more mounded than the others. All are dark green. After about ten years of growth, they all attain a spread of about 15 inches and a height of about 8 inches at the most. They are ideal for the small intimate shade garden or the decorative container on the patio or at the doorstep. They could be used in trough gardens, too. I like all of them but cannot, in honesty, give descriptions that offer lots of differences.

Seedling #1 was named for the nearby city of Molalla. It has a flat habit and is very dense. Molalla is a logging town near the foothills of the Cascade Mountains, well known for its western-style rodeo. The plant, 'Molalla', is flat and grows in a dense circular pattern.

Seedling #2 was named 'Aurora' for another nearby community, Aurora Colony. The Aurora Colony was a religious settlement along the Pudding River in the Willamette Valley. This plant is flat and spreading, with a slightly pendulous habit.

Seedling #5 was named 'Canby'. This plant has a mounding and spreading habit. It is very attractive with layered branches of dark green foliage. Canby is an agricultural community in the heart of the Willamette Valley.

Seedling #10 was named 'Tualatin'. The plant is very flat and dense with dark green foliage. The city of Tualatin, named after the Tualati Indians, is found south of Portland near the Willamette River.

After Ed passed away, I was in possession of two of the seedlings that were numbered but had never been given a name. I had seedlings #11 and #15. Again, they appeared to be very similar but worthy plants to be recognized. They are spreading dwarf forms that are similar to the others. I decided to name them for two other nearby Oregon communities with historical relevance.

Seedling #11 was named 'Charbonneau', which is the name of a French Canadian explorer and husband of the young Shoshone Indian woman, Sacajawea. Charbonneau came west with the Lewis and Clark expedition, the Corps of Discovery, in the early 1800s. A small community of homes bearing his name sits along the banks of the Willamette River. The plant seems to have some uplift to the branches but is spreading and very similar to the others.

Seedling #15 was named 'Champoeg', which is a French corruption of the phonetic Indian name, "Cham-poo-ick". Champoeg is today an Oregon State Park along the Willamette River. It is here that the Oregon Territory came into being, and the lands were divided up among the early settlers. This seedling is also a dwarf spreading form with dark green foliage.


A collection of these seedlings is nice to have, including #3 or 'Jean Iseli', but in reality, they are all similar in habit and size. Any one of these varieties is good for the small garden display.

I am very grateful for the many interesting plants, conifers, and other woody forms, that Edsel Wood introduced. We all benefit from the dedication and effort he made to select, evaluate, and propagate these fine Hemlocks.

Author's note: Two articles appeared in the Winter and Spring 1997 issues of the ACS Quarterly Bulletin (Vol. 14, Nos. 1 and 2) about Ed Wood and the many plants he introduced.



Now Available from **TIMBER PRESS**



"The broad brush of Farjon's natural history takes us into conifer territory that few of us, even conifer specialists, had ever contemplated."

—Professor William G. Chaloner
FRS, University of London

Aljos Farjon is a Fellow of the Linnean Society and Chair of the Conifer Specialist Group of IUCN. He was awarded the Engler Medal in 1997 and the Veitch Memorial Medal in 2006. He is the author of 10 books and more than 120 papers.

ISBN-13: 978-0-88192-869-3

Hardcover, \$34.95


304 pp, color photos throughout



TIMBER PRESS • 800-827-5622 • www.timberpress.com

Rare and Unusual Conifers and Japanese Maples.

Over 300 varieties, from large to small in our collection.



M&W
Nursery

www.mwnursery.com
(410)635-6305
15002 Oak Orchard Rd
New Windsor, MD
21776



Name that Plant – The Misuse of Trademarks in Horticulture

by Tony Avent

This article was first published on the website <http://www.plantdelights.com> on 12/25/2007. Reprinted with permission.

When is a plant name not a plant name? The sad answer is, more often than not in our current world, where marketing comes first and accuracy second. The current plant naming trend often violates the *International Code of Nomenclature for Cultivated Plants (ICNCP)*, US Trademark Law, and occasionally the US Federal Trade Commission (FTC) rules concerning deceptive business practices.

To understand the problem, let's go back in time to 1952, when the first *International Code of Nomenclature for Cultivated Plants* (hence referred to as the *Code*) was published to standardize the confusing way in which plant cultivars were named. The *Code* sets forth the way people around the world communicate about plants, and as long as everyone abides by the *Code*, problems in horticultural communication are minimal. Unfortunately, we have moved into a time where more and more people are undermining the *Code* due in part to both ignorance and greed, creating a taxonomic nightmare.

The current trend of improper and confusing use of cultivar names and trademarks, both by growers and marketers of plants, has done an irreparable long-term disservice to the industry and

the public by hopelessly confusing the naming of plants and the communication about these plants. Even in the latest edition of Dr. Michael Dirr's wonderful *Manual of Woody Landscape Plants* (5th ed.), it is clearly evident, even someone as knowledgeable as Dr. Dirr doesn't always know which is a cultivar name and which is simply a company's marketing name.

The Nomenclature Code

To understand where the confusion lies, let's start with a few basics about plant taxonomy. The naming of cultivated plants is governed by a small book, the *International Code of Nomenclature for Cultivated Plants 2004*. In the Preamble to the *Code*, the purpose is stated: "The *Code* aims at the provision of a stable method of naming distinguishable groups of cultivated plants, avoiding and rejecting the use of names that may cause error or ambiguity or throw the above disciplines into confusion." While the *Code* is not a legal document, such International Codes are usually recognized as legally valid in most court disputes.

In Principle 3, the *Code* states, "Each cultivar or group with a particular circumscription can bear only one accepted name, the earliest that is in accordance with the Rules." Principle 4 of the *Code* brings up another important point, "Names of plants must be universally and freely available for use by any person to denote a distinguishable group of

plants. In some countries, plants are marketed using trademarks. Such marks are the intellectual property of a person or some corporate body and are not therefore freely available for any person to use; consequently, they cannot be considered as names.”

Article 19 of the *Code* further deals with cultivar names. The most pertinent section is Article 19.13, which states, “For a cultivar name to be established on or after 1 January 1959, its epithet is to be a word or words in a modern language other than Latin, except as permitted under Article 19.6, 19.7, and Article 19.24.” There are many other requirements, but these are not pertinent for discussion of the trademark issue. Now that we understand the basis for naming plants, let’s look at how the improper use of trademarks has made a mockery of the spirit of the *Code*.

Trademarks

Trademark names are intended to be used only to designate product origin or brands. Trademarking can be as simple as writing TM after a name, but for a more sound legal footing, the trademark is registered with the United States Patent and Trademark Office (USPTO). The trademark then becomes a Registered Trademark® for a cost of about \$250 (unless you have it done by a lawyer). Trademarks are owned by an individual or company and cannot be affixed to an individual item. They are valid for 10 years if used correctly in commerce, and can be renewed indefinitely for 10-year periods.

A classic example of a properly used trademark is Tylenol®. If you look through a drug store, you will find the company had registered Tylenol® as a trademark. The product that you pur-

chase, however is not TYLENOL®, but instead one of many products, such as TYLENOL® Cold and Sinus Medicine or TYLENOL® Pain Relievers. In most of these products, the generic name is acetaminophen. If a company’s trademark name becomes recognized by the public as the product itself (i.e. generic), the trademark becomes invalid. Several commonly known examples of trademarks being invalidated because they have become generic in the minds of the consumer include: aspirin, cellophane, thermos, and escalator. Many other incorrectly used trademarks are still in effect, simply because they have not been challenged.

The current improper use of trademarks in the horticultural industry had its origin more than a half century ago. The worst culprits, in the early years, were the rose and bedding plant industry. The rose industry seems to have been the first to use nonsensical, non-conforming names for plant cultivars, while the bedding plant industry completely thumbed its nose at the *Code* by not even bothering to come up with any cultivar names for most of their introductions. One of the most famous roses in horticulture is one that everyone knows as Peace. Surprisingly, there is no such plant as Rosa ‘Peace’. The plant we grow under this name is actually Rosa ‘Madame A. Meilland’. The trade name Peace was coined by Conard Pyle Nursery, and used to market Rosa ‘Madame A. Meilland’ after World War II to capitalize on the post-war sentiment. The plant became known in the public’s mind as the Peace rose.

Some of the larger nurseries soon realized that regardless of the cultivar name of the plant, they could come up with

their own proprietary (trademarked) marketing name and use these names to promote plants which already had valid cultivar names. The idea was to convince the public that the company's marketing name was actually the name of the plant. The next step in the downward spiral was when nurserymen began intentionally giving their new plants stupid nonsensical cultivar names. Subsequent plant promotions would often only tout the marketing name, causing the consumer to often not realize the plant had a real cultivar name. The cultivar name, if included at all in ads and tags, would be printed in very small print in comparison to the "marketing name". The entire idea is for the company's marketing (trademark) name to become the generic name of the product in the consumer's mind. The practice of using nonsensical names violates the entire purpose for having an *International Code of Nomenclature for Cultivated Plants* while the use of trademarks as generic names violates the legal use of trademarks.

Some breeders blindly follow such trends in choosing nonsensical cultivar names, not realizing that these names are the only official name of their new introduction. A UK primrose breeder, Geoff Nicolle, wanted to name and patent his new primrose after his granddaughter Katy McSparron. Instead he patented it under the cultivar name *Primula 'Prinic'* PP 12,892 and marketed it under his granddaughter's name. I have corresponded with his granddaughter who is furious and stubbornly insistent that the plant is named after her. Unfortunately, it's becoming quite common that people who are to be honored or commemorated with a plant being named after them are

left with nothing but an invalid trademark with no plant attached. A great new plant is then stuck with a nonsensical name.

As I mentioned earlier, Article 19.13 of the *Code* does not allow for the use of these nonsensical names. In contradicting itself, however, the current version of the *Code* now allows nonsensical code name exceptions (Article 19.27). This is where political pressures have crept into what should have remained a scientific document. Privately, one of the authors of the *Code* told me the breeders of certain worldwide crops such as alstroemeria, carnations, and roses would raise too much of a fuss if the nomenclature committee made the wording in the *Code* any stronger. In other words, the authors of the current edition of the *Code* caved to those who were already violating the *Code*, similar to the concept of changing laws so that the number of criminals diminish.

Many breeders and growers of new plants properly choose to try and recoup their investment in producing a new plant by securing a royalty payment from those producing the plant. Plant patents are the only legal means of protecting a proprietary plant. Patents are good for 20 years (formerly 17 years) after the date of patent filing. After this time, anyone can legally propagate and sell a formerly patented cultivar. Patents require quite a bit of paperwork and a fee that many smaller growers may find a bit expensive. Many growers have the false impression that trademarks give them an easier and cheaper alternative to patents, but this is not the case.

To further complicate matters, some plants are both patented and subsequently marketed under a company's

trademarked name. Some nurserymen think they can get the 20-year protection the plant patent provides, plus a further measure of protection by trademarking a second (marketing) name for each plant. Once the patent expires, others could propagate a formerly patented plant, but in theory could not sell it under the company's trademark name. A classic example is Monrovia's Limemound® spirea. At the end of its patent protection in 2003, everyone could propagate Spirea 'Monhub' PP5834, but Monrovia assumed no one else could then legally sell the plant as Limemound® spirea. Unfortunately both nurseries and many trademark lawyers who advise nurseries seem not to understand basic trademark law.

Trademark law states that a trademark name can be used with (not for) any product produced by the owner of the trademark. For example, if the owner of the trademark was growing four different gold spireas or 100 different trees, they could all be marketed under the same trademark name, despite being distinct cultivars. Trademark names belong only to a company, and not to a particular plant or product. In other words, a single cultivar named Limemound spirea does not exist.

Article 12.1 of the Code cites Rosa 'Korlanum', which is marketed under three different trademark names, each owned by a different company, Surrey, Sommerwind, and Vente D'ete. This causes the public to assume that there are three different roses, when they are all the same plant. In the case of Loropetalum chinensis 'Hines Purple Leaf', it is marketed under at least two different trademark names, Plum Delight, and Pizzaz. This practice is becoming

more common as the lack of understanding about proper trademark use deteriorates. Are you confused yet?

The issue becomes more confusing the more you investigate. Do you remember the *Cornus florida* x *kousa* hybrid dogwoods from Elwin Orton's breeding program at Rutgers? They were patented with the cultivar names of C. 'Stellar Pink' PP7207, C. 'Galaxy' PP7204, C. 'Aurora' PP7205, C. 'Constellation' PP7210, C. 'Rutfan' PP7206, and C. 'Rutlan' PP7732. As you can see, all of the dogwoods except two were given sensical (word or words in a modern language) cultivar names. Interestingly enough, once the dogwoods hit the market, the original sensical cultivar names were changed by the breeder to nonsensical names and the original sensical cultivar names were then trademarked. For example, *Cornus* 'Stellar Pink' became 'Rutgan' (Stellar Pink®), 'Galaxy' became 'Rutban' (Galaxy®), 'Aurora' became 'Rutdan' (Aurora®), 'Constellation' became 'Rutcan' (Constellation®), 'Rutlan' was marketed as (Ruth Ellen®) and 'Rutfan' was marketed as (Stardust®). This violates the International Nomenclature Code; section 19.13 as cited above and #9 of the Preamble, which states "The only proper reason for changing the name of a distinguishable group of plants are either a more profound knowledge of the facts resulting from adequate taxonomic study or the necessity of giving up a name that is contrary to the Rules of a Code." Therefore the correct names for each of these hybrids were the original cultivar names under which they were patented. The reason for the name switching is so that once the patent expires, anyone can

sell the dogwoods under the nonsensical names, but in theory they cannot use the breeder's trademark name. By trying to make sure everyone knows the plants generically by his trade name, the breeder has, however, unintentionally rendered his trademark invalid.

If you visit the United States Patent and Trademark Office website, www.USPTO.gov, you will see the Patent Office itself has no understanding of either US Trademark Law or the *ICNCP*. A classic example of this confusion occurs in the patented plant, *Itea virginica* 'Sprich' PP 10,988. Despite the fact the cultivar name of "Sprich" is not a "word or words in a modern language" (Article 19.13) and therefore violates the spirit of the Nomenclature Code, it has become the legal cultivar name once it was indicated as such in the patent application. If you read the patent application for *I. virginica* 'Sprich', it states, "The new *Itea virginica* cultivar is being marketed under the trade name Little Henry®." Because a trademark cannot be permanently affixed to a particular item, it shows the USPTO doesn't even understand its own regulations.

This use of trademarks as secondary "pseudo-cultivar" names for a particular plant violates both the spirit of the Nomenclature Code, as well as US trademark law. Trademark law clearly states if a trademark name becomes the common use (generic) name of a particular item, then the trademark becomes invalidated. Trademark lawyers have long advised nurseries to write the cultivar name in single quotes and smaller type and then the trademark name without single quotes in larger type. In their minds, this keeps their trademark valid. Nurseries

are also told by their trademark lawyers as long as they enforce their trademarks, by making sure the cultivar name is always included with the trademark name, their trademarks would remain valid. This bizarre thinking, however, defeats the entire reason for improperly using trademarks, which is to trick the public into thinking the trademark name is the generic name of the product. It is this intentional deceit that will one day bring the Federal Trade Commission onto the horticultural scene.

A properly used trademark would be one such as Star® Roses, which is used to market a large group of roses under a single umbrella trademark. This trademark would have remained valid if they had not then began using their trademark to also market individual cultivars such as Rosa 'Wezaprt' as Bronze Star™ Rose and Rosa 'Wezlavn' as Silver Star® Rose.

Court Cases

Until 2006, one of the few cases that might have gone to trial was when Iverson Perennials tried to enforce a legal trademark they owned for the name *Scabiosa* 'Butterfly Blue'. The unpatented plant had been previously published with 'Butterfly Blue' as the cultivar name, so they were wrong in both trying to trademark a cultivar name and also by using their trademark improperly on a single product. Fortunately, a number of nurseries banded together against Iverson's and the trademark infringement case was abandoned before it reached court.

Finally, in 2006, a case of improperly used trademarks actually reached the courts in *Van Well Nursery Inc. et al. v. Mony Life Insurance Company et al.* (de-

cided March 16, 2006). In this complicated case, Mony Life Insurance Co. acquired property from A/B Hop Farms due to a defaulted loan. The property contained apple trees known as Smoothee® and Scarlet Spur®. When Mony Life Insurance Co. tried to sell the land by mentioning that it contained Smoothee® and Scarlet Spur® apple trees, Van Well Nursery and Hilltop Nurseries sued for trademark infringement. Their contention was that the apples trees were actually the cultivars ‘Snipes’ and ‘Gibson’, although they had marketed them under the trademark names Smoothee® and Scarlet Spur®. The Lanham Trademark Act, section 15, says is not the actual misuse of the trademark for a single product that makes it invalid, but instead the perception of the public that the trademark name is the product itself that renders the mark invalid.

The judge in the Van Well case correctly ruled that in the public domain, the apples were known as Smoothee® and Scarlet Spur®, and therefore the legally registered trademarks were now invalid, because they had become known as the product instead of the source of the product. (The Smoothee® trademark was actually not immediately cancelled, only because the owner was not a party in this particular lawsuit.) The Scarlet Spur® trademark was cancelled despite the fact the trademark owners had followed their legal advice and always included the registered trademark symbol along with the correct cultivar names when advertising the apples. The case hinged on the age-old adage in determining the validity of a trademark. A trademark must tell “who you are” and not “what you are.”

This case has huge implications for

those in the nursery industry who have improperly used trademarks to market individual plants for the last several decades. The case illustrates that despite best faith efforts on the part of the trademark owners to keep their trademark names valid, it is impossible once the public views the trademark name as generic. Not only will the industry be left with shameful nonsensical cultivar names that will exist as long as the plants are grown, but nurseryman who have spent large sums of money on trademarks and trademark attorney fees and then used the trademarks in violation of US Trademark Law, will be left feeling the financial sting with no way to recoup their losses. Once the Federal Trade Commission (FTC) wakes up and is urged to act as they were recently with the discrepancy of advertised and delivered pot sizes, those who market individual plants under trade names will have another fight on their hands.

It would be nice if nurseries, who indeed are ethical, but misinformed, would take the lead in reversing this terrible trend. It would also be a nice change if groups such as the Perennial Plant Association (PPA) and the American Nursery and Landscape Association (ANLA) would take a strong position on the long-term detrimental effects of dual plant naming through trademarks, both to the industry and the consuming public. The best way to end this trend is for reputable nurseries to take a public stand against this confusing practice for the long-term good of horticulture. Short of this, it is going to be up to the Garden Writers Association (GWA) and the American Public Gardens Association (APGA) to identify plants by their one and only cul-

tivar name, and hopefully at the same time embarrass those who persist in making up stupid nonsensical names for good plants and illegally using trademarks to deceive the public.

References

- 1) USPTO Web Site
<http://www.uspto.gov/index.html>
- 2) Making Your Mark by Vincent Gorja/October 1, 1996/American Nurseryman
- 3) Manual of Woody Ornamental Plants - Michael Dirr - 1998
- 4) International Code of Nomenclature for Cultivated Plants - 1995
- 5) ANLA Directory of Plant Patents - 1997
- 6) Plant Patents and Federal Trademarks on Plants - National Association of Plant Patent Owners

- 7) Bitlaw - The Lanham Act
<http://www.bitlaw.com/source/15usc/>
- 8) www.seattletrademarklawyer.com
(Van Well Nursery case)

About the author: Tony Avent is an international plant explorer and owner of Plant Delights Nursery, Inc. and Juniper Level Botanical Gardens in Raleigh, North Carolina. Plant Delights has been featured in newspapers and periodicals across the nation, including the New York Times, Southern Living and Horticulture Magazine, where Tony serves as Contributing Editor. He is a frequently published freelance writer and lecturer. His book *So You Want to Start a Nursery* was published by Timber Press in July of 2003. He and his wife Michelle live with their four cats, Diamond, Pearl, Ruby and Zirconia, in Raleigh. To learn more, go to www.plantdelights.com.

Another Thread in the ACS Fabric

Shortly after the Spring '08 CQ appeared, I received a call from Tommye Walter. She was concerned that the description of the Dubuque Arboretum in the article about the 25th Anniversary National Meeting did not mention the Walter Collection of conifers.

Mrs. Walter told me the story of her donation of 475 conifers to the Dubuque Arboretum in 1996, following her husband Bill's death in 1994. She related that a group from Dubuque (the Breitbach Nursery) made two trips to her home in Godfrey, Illinois, to dig, ball and burlap the plants. The transportation to Dubuque by refrigerated truck was donated at no charge.

In spite of his disability, (his legs had been severely burned at the age of 18), Bill was an active gardener and plant collector; at his death he had over 800 conifers, all meticulously recorded in detail. "He was forever making new beds for new acquisitions," Tommye said.

As we look back at where we have come from as a plant society, it is appropriate to remember plantsmen such as William Walter, whose passion, knowledge and enthusiasm are woven into the fabric of the American Conifer Society.

Thank you, Tommye, for this reminder.

Ellen Kelley

2009 Collectors Conifer of the Year

The Collectors Conifer of the Year committee is delighted to announce this year's two winning selections for the Collectors Conifer of the Year, dwarf and full-size selections!

Enclosed with your Conifer Quarterly is your Collectors Conifer of the Year information and ordering packet. Please indulge yourself by welcoming these exquisite new plants into your garden, and at the same time, assist the Society in fulfilling its worthy mission!

Pinus heldreichii 'Smidtii' (formerly 'Schmidtii')

In the rock garden, this very dwarf form of Bosnian pine is a dense globe with bright green needles and appears like an emerald in a platinum tiara. It was found as a naturally occurring seedling in the mountains near Sarajevo, Yugoslavia, in 1926 by Mr. Eugene Smidt from Czechoslovakia. The original plant still resides today in the mountains near Sarajevo, Croatia. The

oldest reproduction, Mr. Smidt's first generation graft, can be seen in the Pruhonice Research Station near Prague, Czech Republic, where it now appears to be a broadly conical shrub about 3 feet in height. It is handsome and ideal for the small intimate garden space, such as a rock garden or even as a container plant. A ten-year-old plant may be 12 inches in height and 12 inches across, appearing like a bright green globe. The foliage is dense, and the needles are sharp and about 3 inches in length. It grows best in a well-drained site, with full sun exposure.



***Pinus strobus* ‘Niagara Falls’**

Appearing like a broad, cascading waterfall on a mighty river, this form of weeping white pine is an improvement of the very popular weeping tree often used in commercial and residential landscapes. It is dense and full in appearance, with short internodes and numerous branches, all cascading from the highest point the plant is trained to. Brothers Mike and Ken Yeager of Hickory Hollow Nursery and Land-

scapes in Suffern, New York, found this plant as a bud mutation, or sport, on an older specimen of weeping white pine (*Pinus strobus* ‘Pendula’) in 1998, near Congers, New York. They sent the scions to Iseli Nursery in Oregon, where it was propagated and recently released to the wholesale nursery trade. Be among the select few to have this handsome broad cascade of white pine in your home landscape!



Bethlehem Nursery

66 Jackson Lane, Bethlehem, CT 06751

Propagators and growers of rare dwarf and miniature conifers, witches' brooms and rare *Sciadopitys* cultivars. Catering to the most serious collectors and gardeners.

Owner: Dennis Dodge
www.bethlehemnursery.com

Phone/Fax 203.266.7783
graftforyou@aol.com



"A Leap Above The Rest"



PONDS & PLANTS

Garden Center • Landscape • Exhibits

Growers of the Rare & Unusual

423 • 570 • 1234

www.pondsplants.com

PAULINE MANSER
MANAGER

1668 RILEY COUNTY HWY
DAYTON, TN 37321
TUES. - SAT. 8 - 5



Over 500 varieties of conifer & ornamental gems at reasonable prices!

Unique colors and character for all seasons - dwarf to specimen!

30670 SW Peach Cove Rd., West Linn, OR 97068

503.949.4944 cell

503.873.9803 office/fax

dave@peaceofmindnursery.com

PEACE • OF • MIND
NURSERY
INC.

Dwarf Conifers, Rare Unusual Plants & More



740-965-3789
740-972-0318

DANNAHER LANDSCAPING
www.dannaherlandscaping.com
Email: Crazy_Irishman@msn.com

Great selection ~ reasonable prices!
Galena, OHIO

Want to learn more
about conifers?
Go to our Web site
www.conifersociety.org

Planting Guide for Difficult to Establish Conifers

by Ridge Goodwin, Director CCOY Program

As many of you are aware, the Collectors Conifer of the Year committee offers our membership two plants each year that the committee feels are the most interesting and exciting of the many we have under consideration. It is typical that we select a standard growing variety and pair it with a slow growing or dwarf form. As the program gains experience, we have become aware, through requests for replacements, that these latter dwarf forms are the most likely to give our members trouble. The success rate with our first introduction, *Metasequoia glyptostroboides* 'Gold Rush', was high based on the number of replacement claims we received, while more people experienced problems with *Picea glauca* 'Pixie Dust'. Likewise, *Picea omorika* 'Pendula Bruns' seemed to be widely successful, but *Picea orientalis* 'Tom Thumb' found the going difficult in approximately 10 percent of our member's gardens. So far, both *Picea pungens* 'The Blues' and *Picea abies* 'Pusch' are doing quite well, with only one reported loss so far this year.

This variability of outcome is most likely related to the differences in the size, growth rates, and basic "toughness" of our selections, with the more dwarf forms usually giving us the most difficulty. This is by no means unexpected, after all, these plants are dwarfs; their root systems are dwarf, their metabolisms are slowed down, and they are vulnerable to harsh changes in their environment that more robust forms easily shrug off. Both 'Pixie Dust' and 'Tom Thumb' can be considered extreme dwarfs and, almost by definition, are going to be a challenge for the average gardener. Even though 'Pixie Dust' and 'Tom Thumb' were well established plants (the former was

three years old when shipped, the latter an elderly seven!), neither would be very forgiving of lapses in care throughout the first critical year or two before they could be said to have established themselves.

We are committed to making the most exciting plants in all of coniferdom available to you, our members, and we know that the dwarf forms, even with the challenges they present, are often the most sought after by serious collectors. Certainly 'Pixie Dust' and 'Tom Thumb' are two of the most beautiful dwarfs to ever grace a conifer collection, and we know what a joy it is for those who were successful and are now showcasing these remarkable little plants in their gardens. We will continue to search the world for plants of this caliber, but we think we need to help you improve your odds of success with those that even the "experts" say are difficult. However, difficult does not mean impossible. It does mean that you have to pay close attention to their special needs, and when you do, the results are very rewarding!

So let's go to the experts! We happen to have two on our payroll who regularly advise us and live in Rochester, New York, where weather extremes are commonplace. Jerry Kral and Elmer Dustman are master gardeners who have co-authored the care sheets we regularly send out with our plants each spring. We have asked them to specifically address the special needs of dwarf plants, and what is required to transition them from the ideal world of their previous container culture to the more harsh demands of your conifer garden. What they have to say follows.

Success with Difficult to Establish Conifers (especially those that are dwarf)

Acclimate, Acclimate, Acclimate

by Gerald P. Kral & Elmer Dustman

The Collectors Conifer of The Year (CCOY) program offers unique and exciting plants that have the potential of becoming prized additions to any conifer collection. Each one is a highly sought after cultivar of which few are ever produced. Achieving success and displaying a specimen CCOY has, in the words of our new national vice president, “become the ‘Holy Grail’ of conifer collectors.”

Almost any plant you buy in a garden center or through mail order has been grown under ideal conditions. Light, moisture, drainage, growing medium, and extremes of temperature have been carefully monitored and controlled. Since it is likely that such a plant has never experienced any serious environmental stress, planting these plants in your garden from their ideal beginnings can be a harrowing experience. Suddenly, the safe and “all needs met” environment is gone. Your plant is now exposed to the random rigors of independent existence. Some conifers can be especially sensitive to this sudden change in environment.

The basic care sheets you receive with your CCOY offer a rough guide for success with most plants. For more difficult challenges, such as dealing with some dwarf conifers or in situations where you might want to try stretching the hardiness limits of a plant, you might consider the following tips as an extra “insurance policy” to increase your odds of success. These tips can be summarized in three words: “Acclimate, Acclimate, Acclimate!”

TEN TIPS

Tip #1

Begin acclimatizing your plant by closely duplicating the conditions the plant was growing in before it arrived on your doorstep. A greenhouse is not required. Simply leave it in its pot and put it somewhere where you can give it almost daily attention for a few weeks. When harsh conditions are predicted, protect your plant. Water it almost daily, but make sure that it drains quickly. Start with morning sun and gradually increase the exposure. Avoid late afternoon sun.

Tip #2

Don’t assume your plant is ready to go into the ground the day you receive it. We know that some of you received plants this past spring that were in active growth with newly emerging candles, while similar plants in your garden could have been three to four weeks from the same growth stage. The best course of action would be to acclimatize the plant by moving it indoors on frosty nights and outdoors on nice days and wait until the growth on the new plant is in sync with the growth on similar plants in your garden. It would then be OK to plant.

Tip #3

When you decide to plant your conifer in your garden, keep one thing in mind: the plastic pot containing your plant does not allow the growing medium to rapidly lose water to the surrounding environment. A plant in a plastic pot may need water once

every two to three days, while the same plant in the ground can quickly lose water to the surrounding soil and need water daily or sometimes more often, especially on hot, windy days. You will need to acclimate your plant to independent water absorption. The use of a watering bag, sometimes called an “alligator bag,” can dramatically improve survival. Fill the bag every few days, and the water trickles out at a slow, steady rate, keeping the soil moisture around the plant constant. I use a small plastic pail with three, 1/8-inch holes punched through the bottom. This doesn’t look great, but it really works, and you don’t have to guess when the plant needs water.

Tip #4

Unless you can give your plant almost daily attention during its first several weeks, it is better to keep your plant in its pot and provide a “nursery” where you can easily care for it. Such a nursery does not need to be elaborate. It should be located in a protected area where you can easily satisfy the cultural requirements of your plant and monitor it often. A raised bed with the pot buried in heavy compost or soil works fine. This keeps the root zone temperature cooler, more constant, and encourages better root growth. Plants can be kept year-round under such conditions. Just remember to twist the pot every month or so during the growing season to discourage the roots from growing through the pot’s drainage holes.

Tip #5

While in your nursery, you can expose your plant to its new growing medium (your soil) by repotting. Roots growing from one medium into another have to overcome a “soil boundary barrier.” This can take several weeks and delay rapid root growth into the surrounding soil. Choose a larger pot (1 to 2 inches wider and deeper). Get soil from the area where you will be planting your conifer. Do not amend it. Carefully remove

the plant from its smaller pot and place it in the larger pot. Fill the space around the root ball with this soil, watering it in until the spaces are filled. Make sure that you don’t put extra soil on the surface of the original growing medium when you do this. A growing season in this larger pot will produce abundant root growth into your soil. Since the plant’s new roots are now into the same soil it will be planted in, the “boundary barrier” effect is minimized.

Tip #6

Size does matter. Repotting each season produces larger root systems, and the larger the root system is when planted, the better the plant’s chances of survival.

Tip #7

If the thought of a nursery does not appeal to you, another strategy that allows acclimation is to temporarily enjoy your plant in an attractive container. Weathered hypertufa, the new Styrofoam pots, or frost-proof concrete containers can safely and attractively display your plant for several years. The container should have a minimum depth of 8 inches and hold a minimum of 2 cubic feet of growing medium recommended for containers. Such containers can be safely left where you want them if the conifer is rated one zone hardier than your zone. Otherwise, provide some winter protection. For example, you can lower containers needing such protection onto the patio floor and cover them with snow each time you shovel. Another trick is to “box” or wrap your container with Styrofoam or bubble wrap. Avoid covering and surrounding the container with leaves or straw because this is very inviting for voles and chipmunks. Covering the container with pine branches works well.

Such container growth does two important things: it dwarfs the above ground plant growth while increasing the root mass. Often, after two to three years, the roots oc-

copy the entire container, much to the chagrin of rock garden enthusiasts who plant conifers in their hypertufa containers. Their chagrin is your delight. A lot of roots with a small top almost guarantees transplant success.

Tip #8

The year or more spent in your nursery or container also resets the plant's biological clock to your climate. When you decide to put the plant into your garden, do it as soon as the frost is out of the ground. Since your plant is now in sync with your climate, you do not need to worry about early frosts or even snow. Keep a watering bag on it the first season, and your plant should flourish.

Tip #9

Colored or variegated conifers can be difficult, but success is especially rewarding. Colored or variegated areas seem to be sensitive to light intensity. I placed *Picea glauca* 'Pixie Dust' in a protected nook on the west side of my white house. By spring, the entire side of the plant facing the house was sun scalded due to reflected winter sunlight. Another 'Pixie Dust', only getting four hours of morning sun had no sun scalding. Often, a plant will outgrow this tendency to scald. The first year, my *Pinus densiflora* 'Oculus Draconis' entered spring with every needle scalded, but it showed viable buds. By July, it was beautiful. The following spring, the scalding was less, and by the third spring, the scalding was almost non-existent. Providing some sort of winter shade can greatly reduce scalding. Shade fabric draped over the plant or laying pine boughs over the plant works great.

Tip #10

Sometimes variegated or colored plant parts will develop browning during the growing season. This is probably not scalding but a disease or fungal attack, especially during hot, humid conditions. Preventative spray-

ing, improved air circulation, and making sure the plant is not stressed can all help. Contact your local cooperative extension office for several organic and non-toxic fungicide recipes.

Good luck!



**KLEHM'S SONG SPARROW**
FARM AND NURSERY

*Fine selection of woody plants
includes conifers and
additional trees and shrubs.*

*New catalog section!
Junior Conifers, a collectable
group of unique evergreens in
smaller pots with smaller prices.*

*Peonies, Tree Peonies,
Daylilies, Clematis,
and select perennials.*

*View online or request
complimentary catalog at
1-800-553-3715*

www.songsparrow.com

In Search of Conifers and Other Garden-worthy Plants

Text and photos by Tom Cox

Since founding our arboretum in 1990, I have traveled extensively in search of rare plants to add to the collection. This has been a travel-intense summer for me, and I would like to chronicle some recent trips, as well as spotlight some of those people who work hard to create gardens and/or make plants available for all of us to enjoy. Each is spectacular in his or her respective niche, and after reading this, you may want to visit them.

In connection with attending the ACS National Meeting this year in Dubuque, Iowa, Evelyn and I planned a visit on the front-end with our friends Rich and Susie Eyre, who own and operate Rich's Foxwillow Pines Nursery. This was our first visit there. Located in rural Woodstock, Illinois, their nursery epitomizes a family-run business with both spouses being active. In addition, Rich's mother, Margaret, volunteers by potting, labeling, and selling *Hosta* in connection with the family's support of Heifer Project International, which they all describe as their "other passion."

This is but one of the ways these good folks give back. Both Rich and Susie are long-term members and supporters of the ACS. At the National Meeting that followed our visit, Rich lent his auctioneering talent in support of the verbal auction, and you can frequently see them volunteering at ACS events. Susie is also the individual who coined the phrase "Addicted Conifer Syndrome" and so aptly defined its symptoms.

Before we could unpack, Rich had us in his golf cart, looking at conifers. In my opinion, he had his priorities in order. Even with wheels, this magnificent garden and nursery, spread over many acres and two farms, requires a lot of walking to see everything the way I like to. And walking, we did. My mantra is "daytime is for walking and nighttime is for talking."

Owing to the age of their plantings, it was an excellent opportunity for us to see many unusual specimens in cone. Since our arboretum is in Georgia, it was a learning experience to spend focused time examining species that are not suited to the southern heat and heavy clay soil. Two plants in particular caught my fancy: *Pinus heldreichii* 'Indigo Eyes', which had the most amazing blue cones that I have seen on a pine, and a truly weeping form of *Ginkgo biloba*, which is



Pinus heldreichii 'Indigo Eyes'

aptly named 'Weeping Wonder'. Yes, I said, "truly weeping," as opposed to the horizontally-growing form that is misrepresented in the trade as being pendulous. Adding to its allure, its discovery was as a weeping broom in the cemetery where Abraham Lincoln is buried. There is also a form we later saw in Austria while on the ACS international trip that looked identical but was labeled 'Mutant Weeper'.

On the second day of our visit, fellow ACS member Jody Karlin flew up from Georgia and joined us at Foxwillow. Jody also runs a nursery and is equally passionate about conifers. Despite having two full days, I left wishing we had one more day to explore and ask Rich further questions. It was a special treat to spend time with these quality people in a garden setting filled with so many beautiful plants.

After attending another stellar ACS National Meeting in Dubuque, which you can read about in the next *Conifer Quarterly*, we were off to see some more great gardens. Before leaving the beautiful state of Iowa and its friendly people, we visited Ridge Road Nursery in Bellevue. Owned by Eugene (Doc) and Roberta (Bobby) Coffman, this is a nursery and grounds perfect for the intrepid collector who is looking for the unusual. Though not conifer-centric, this type of nursery also appeals to me as a collector of many kinds of plants. I saw some rare and unusual cultivars, including a one-of-a-kind dwarf Kentucky coffee tree (*Gymnocladus dioicus*) and *Viburnum sieboldii* 'Wavecrest', which is one of Doc's introductions. Dr. Michael Dirr describes this *Viburnum* as having "brick to barn red fall color, large leaves, and flow-

ers."

Expecting to spend an hour or less, we were there much longer. We ended our visit with a glass of delicious Austrian wine on their screened-in deck looking over their dense forest with the Mississippi river in the distance. Then, we adjourned to a nearby village where they introduced us to a well-known restaurant named Kalmus, famous for their hamburgers.

Doc is a young 89 and has an amazing recollection of every plant in his large estate. Spending time with great nursery people like Doc and Bobby, and others in this article, is as good as it gets for me. It illuminates the enrichment that my passion for plants has brought to my life, introducing me to individuals and taking me places that I will forever treasure.

Next on the journey was an all-too-brief visit with ACS President Ellen Kelley and her husband, Jim, in Bettendorf, Iowa. This is no ordinary garden but rather a treasure of beautifully displayed conifers that were skillfully intermingled with companion plants such as dogwoods (*Cornus*) and numerous *Hosta*. It is obvious that Ellen and Jim spend a great deal of time searching for the "rare and unusual." In addition to the selection of rare plants, I was impressed by their pristine condition. It is reassuring to see that there are others besides myself that have this magnificent obsession.

After pulling weeds back home in our arboretum for several days, I was off to our U.S. National Arboretum and a wonderful day with their Conifer Collections Manager, Christopher Carley, and long-time friend, George Waters. George previously worked in the Asian collection and is now tending the Gotelli and

Watnong Collections of Dwarf and Slow Growing Conifers. We spent all day looking at and talking plants. I was shown a *Pinus x schwerinii* (*P. strobus* x *P. wallichiana*) that had the largest clusters of cones any of us had ever seen. It gave the appearance of clusters of bananas. We all wondered if this was induced by previous-year stress.



Pinus x schwerinii
(*P. strobus* x *P. wallichiana*)

Despite some age and, in my mind, a need to remove some plants that are beyond their prime, this is a reverential place for me. The National Arboretum is a part of our American treasure. As funding cuts are being proposed, one wonders what the future holds. (See Spring 2008 *Conifer Quarterly* Vol. 25 No. 2 for more on these cuts.)

From our capital, I caught a plane from Dulles to Heathrow airport in London for a first-time visit to the Bedgebury Pinetum. A representative met me at the airport, and after a drive of several hours on the motorway, I arrived at Bedgebury. I was greeted by Dan Luscombe (frequent contributor to the *Conifer Quar-*

terly) and Bedgebury Curator, Chris Reynolds. Bedgebury is an official government agency under the auspices of the U.K. Forestry Commission, similar to our U.S. National Park Service.

Before going further, it is appropriate to define the word “pinetum,” which translates as a scientific collection of living coniferous trees. From my correspondence with Dan, a founding member of the British Conifer Society, I knew this was a vast collection spanning 2,000 acres, but I was not mentally prepared to take in the immensity and age of the plantings. The Bedgebury website lays claim to “the world’s finest collection of conifers,” and having visited many gardens throughout the world, I would agree. Over the course of the five days that I spent exploring this vast collection, I had the opportunity to see almost every conifer species in the world, except those growing in a tropical area such as New Caledonia. Not only are there representative specimens, but most are of a mature form where even cones could be studied. From the genus *Abies* to recently discovered *Wollemia nobilis* and *Xanthocyparis vietnamensis*, it was a thrill to see so many rare specimens in one place.

Their mature collection of southern hemisphere conifers such as *Austrocedrus*, *Prumnopitys*, *Widdringtonia*, and *Saxegothaea* is also world-class. Standing in an entire plot of mature Monkey Puzzle trees (*Araucaria araucana*) was like being in Chile. Other wonders were some of the oldest and tallest specimens of Leyland cypress (*X Cupressocyparis leylandii*) in the world (see picture insert to see how large they can grow). I also saw for the first time specimens of *Picea farreri* from Burma, *Pinus culminicola* from

Mexico, and *Juniperus procera* from Africa, the only juniper native to the southern hemisphere.




X Cupressocyparis leylandii

Bedgebury is not a well manicured garden, in the traditional garden sense, but rather a conifer treasure like no other in the world. Plants here are allowed to grow in a somewhat natural setting, and adequate walking and bicycle paths are plentiful. While there are some stunning cultivars scattered about, this is a place to see species, and one can virtually traverse all continents (except Antarctica) without needing a car or plane. An investment in signage and promotional material would serve well to better educate the public, as my sense is that most visitors have no appreciation (beyond the natural beauty) for

the uniqueness of this site or why it's there.

Fulfilling their mission of conservation of rare and endangered conifers, the major portion of the plantings are wild collected, and even today, Dan and Chris are getting ready for their next trip this fall, which will include China and northern Vietnam. Next to Dan's computer is a large world map that pinpoints the locations of all the threatened and endangered conifers in the world. Their intent is to collect in each of these locations. Participating in this type of work has to be so exciting, and I confess to a wee bit of envy.

During this same visit, I had the opportunity to visit the gardens of Kew at Wakehurst. This 300-acre site was breathtaking with a vast array of beautiful plants. To view English yews (*Taxus baccata*) more than 100 years old, growing on sandstone cliffs with their roots spreading over the boulders, is something one rarely (if ever) sees in the United States. Another find was a weeping form of *Torreya nucifera* from Japan. Wakehurst is also the site for the Millennium Seed Bank, which is the world's largest



Taxus baccata

wild seed bank. Since 2001, this state-of-the-art underground facility has conserved more than 13,000 species and expects to conserve 24,200 species by 2010. Wakehurst is close to Bedgebury, and one could easily see both without much travel.

The next visit was to Sir Harold Hillier Gardens in Hampshire, England. What Bedgebury is to conifers, Hillier is to collections of hardy trees and shrubs from around the world. There is likely no other garden in the world with the collection of woody plants that are displayed here. One of my frequent reference books is *The Hillier Gardener's Guide to Trees & Shrubs*, which discusses more than 4,000 plants—all growing at Hillier Gardens. In addition to an unbelievable array of conifers planted about the grounds, there is a world-class dwarf conifer garden filled with many previously unknown cultivars. I counted three mature specimens of *Pinus heldreichii* 'Smidtii' (formerly listed as 'Schmidtii'), which to some represents the holy grail of pine cultivars. These were all about 4 feet (1.2 m) tall and more pyramidal than previously observed. This visit also afforded the opportunity to see one of my most sought-after, non-coniferous plants for our arboretum, a variegated Kentucky coffee tree (*Gymnocladus dioicus* 'Variegata'). According to Dr. Michael Dirr, it is virtually unknown in the U.S.

The final leg of my England trip took me to the home and nursery of Derek Spicer. Derek is the owner of Kilworth Conifers, which lays claim to the "largest selection of conifers in the U.K." He also is the first and only president of the British Conifer Society. Kilworth is one of those locations where one wishes

they had driven a car and could write a check, then drive off with a carload of rare goodies. One plant, in particular, caught my eye—a solid, bright gold form of *Thujopsis dolabrata*, discovered by Derek and still unnamed. This selection came from a sport from *Thujopsis dolabrata* 'Nana', so it will likely be a dwarf. There was also a bright gold *Chamaecyparis obtusa* 'Lucas', which I'll be looking for.



Derek Spicer with unnamed bright gold form of *Thujopsis dolabrata*

This visit ended with a sumptuous lunch that Derek's wife, Carole, prepared of fresh cheeses from the local market, salad, various meats, and tasty fruit that was topped off with a perfect Spanish red wine. There was, of course, more talk of conifers. An extended stroll through his plantings and container plants can be likened to a kid's trip through a candy store. The two-and-a-half hour drive back to Bedgebury with Dan behind the wheel, and I with garden books piled everywhere, went quickly. True to his keen British wit, Dan kept referring to my reading material as being like the coloring books we give children to keep them occupied on long drives.

The final morning at Bedgebury concluded with one last brief walk around the place where I stayed. As I bid farewell to my hosts, it was with a twinge of sadness, as five days was not enough in this magical place. Dan and Chris were the consummate hosts, and we found much in common, including good food and drink in the evenings. We entered as acquaintances and exited as friends. England is expensive these days, but the people are friendly, and the countryside is spectacular.

After being dropped at Gatwick airport, it was on to Prague, Czech Republic. There, I met up with Evelyn and 18 other conifer lovers who participated in the 12-day garden tour of the Czech Republic with stops in Austria and Germany. Because long-time ACS and board of director's member Gerald Kral has agreed to write up this event, I'll only say that it was one of the best trips I've ever participated in, and I had the opportunity to see the original *Pinus heldreichii* 'Smidtii'. The gardeners we met along the way are most passionate about witches' brooms, and after the first day, we all knew that we were experiencing something quite special. I know you will enjoy Gerald's write-up in the winter *Conifer Quarterly*.

After being home for less than a week, it was off to the Farwest Show in Portland, Oregon, in search of more conifers and other garden-worthy plants. Arriving a day prior to the show, I met up with ACS members Don Howse (long-time ACS supporter and frequent *Conifer Quarterly* contributor) and Brian Jacob (President, Western Region) at the Oregon Garden in Silverton, Oregon. Accompanying Brian was Adrian Bloom

from England. Adrian is a frequent guest on the television show, *The Victory Garden*, as well as author of the popular book, *Gardening with Conifers*. It was enlightening to have the opportunity to converse with him.



Brian Jacob, Adrian Bloom, and Don Howse at Oregon Garden

Located less than two hours from Portland, the Oregon Garden is an 80-acre site that features a beautiful conifer display garden made possible by the generosity of a number of ACS Western Region nursery members. I was also shown the future expansion site and the architectural plans. The Oregon Garden should be considered a "must see" site when visiting Oregon.

Then, it was on to Porterhowse Nursery and Arboretum in Sandy, Oregon, which was created by Don Howse. Don and I walked around for almost four hours in a cold, driving rain. While this was at least my fifth visit, I never get tired of seeing his wonderful collection and hope to return next year. Don is a treasure trove of knowledge and has a way of making everyone feel at ease with their questions. I could fill this story with a list of his plants. One in particular caught my eye: the Chinese weeping spruce (*Picea brachytyla*) from China,

India, and Burma (Farjon 1990). This rare spruce has branches that gently sweep down in a graceful pendulous manner and is as spectacular as any weeping tree.

The next morning, Dr. John Ruter from the University of Georgia and his PhD student, Ryan Conteras, joined me for a visit to the renowned Buchholz & Buchholz Nursery in Gaston, Oregon. As a side note, Ryan was one of two winners of the 2008 ACS Scholarship award in connection with his research on “Non-winter Browning of *Cryptomeria*.”

Similar to several other great nurseries in the area, Buchholz & Buchholz has an extensive reference garden that reads like a who’s who of rare plants. Some of the largest examples of unique conifer cultivars in existence are on display here. If you are in the area and have time, a call to them requesting permission to walk around would provide a memorable experience.

Before the day came to an end, I revisited two more nurseries. No trip to Oregon is ever complete for me without a visit to Stanley & Sons Nursery in Boring, Oregon. I don’t know if it’s Larry’s welcoming personality or the great mix of plants, but both Evelyn and I love to visit here. There is no better place to stroll and see many of the newest selections of dwarf cultivars in the world. It has been interesting over the years to observe the growth of one of the rarest conifers on earth, *Cathaya argyrophylla* that, at approximately 12 feet tall, must be the largest in the U.S.

The day concluded at Handy Nursery, also in Boring. This is not a conifer nursery, but it is well worth a stop if one is looking for some of the choicest dog-

woods (*Cornus*), Japanese maples (*Acer*), redbuds (*Cercis*), and many other woody gems. The owner, Gary Handy is a certified plant geek who always has an eye for the unusual.

After an early morning visit to the Hoyt Arboretum in Portland, Saturday was devoted to the Farwest Show. The Farwest event is one of North America’s top nursery and greenhouse industry trade shows and affords the opportunity to see many of the latest plant introductions under one roof.

Succinctly put, the Hoyt is the best free show in the city. It contains 12 miles of walking trails that meander through a collection of more than 1,000 species of trees from all corners of the globe. It is a surreal experience to walk among forest giants of mature specimens of *Picea*, *Abies*, *Calocedrus*, *Thuja*, and *Pseudotsuga*. My favorite is the *Picea* trail, which takes you through tall stands of *Picea orientalis* and *Picea smithiana*. For the best view in the city, leave the visitors center parking lot and walk up the hill past the holly collection. You will soon come to a vista from which, on a clear day, you can see Mt. Hood, Mt. Baker, Mt. St. Helens, and Mt. Rainer.

I was up early on Sunday for a first-time visit to Boyko Nursery, which is also located in the town of Boring. Owned and operated by Jim and Judy Boyko, this nursery is one of those locations where you know as soon as you drive up, you are happy you made the trip. The Boykos have gardened here for more than 30 years, and many of their plantings attest to this. They have one of the first plants of *Pinus contorta* ‘Chief Joseph’, which must be at least 8 feet tall. While this is a cultivar that does not stand

out in late summer, I can only imagine what it must look like in winter. I have asked Jim to send a picture when it turns its bright yellow color (hopefully with snow) for the winter *Conifer Quarterly*. They have a number of unusual conifers that are not in their catalog, such as a variegated form of *Microbiota decussata*, which Jim found, and a pendulous yellow *Chamaecyparis nootkatensis*. He also has a large block of seed grown *Pinus strobus* that were collected from *Pinus strobus* 'Pendula'. It was intriguing to see the various forms that these plants developed, and no doubt, several good selections will be made.



Jim Boyko and *Pinus contorta*
'Chief Joseph'

The next stop was a revisit to the great J. Frank Schmidt & Son Nursery located in the Boring/Gresham area. This nursery is one of the gold standards for shade tree introductions, and no one grows these types of trees any better. They have been doing this for more than 60 years. I had the good fortune to have

their director for marketing and communications, Nancy Buley, take me on a tour of their vast operations. Despite having the day off after the exhausting Farwest Show, Nancy was excited to show me some of their newer introductions of red maples (*Acer rubrum*), oaks (*Quercus* sp.), and *Styrax* (*Styrax japonica*). One particular plant really caught my attention: *Liquidambar styraciflua* 'Emerald Sentinel'. Despite being a weed tree in Georgia, this narrow and compact form is a showstopper that I will be looking to add to the arboretum.

The final stop of the trip was yet another highlight. Kinen's Big & Phat Special Plants Nursery located in Gresham, Oregon. It is owned and operated by Mr. Norbert Kinen, who at age 75, proudly proclaims that he will live past 100. Like so many other stops, this is a nursery run by an individual passionate about collecting, and his plantings reflect this. From a 25-foot, perfectly formed monkey puzzle tree (*Aracaria araucana*) to numerous *Chamaecyparis* cultivars, complemented by well-grown Japanese maples (*Acer palmatum*), this was a virtual Garden of Eden. Norbert has a well-stocked nursery and is one of the few places I have found that offers the monkey puzzle tree in its catalog.

While there have been a lot of miles and so many beautiful plants that still have my head swimming, it is the good, down-to-earth people that I most treasure from these journeys. Each of them has a passion for plants that I share, and those older than I serve as an inspiration. I sometimes ask myself, "If I weren't gardening, what would I be doing?" The answer is, "Probably not having as much fun."

Places Tom visited

www.richsfoxwillowpines.com

www.ridgeroadplants.com

www.usna.usda.gov

www.forestry.gov.uk/bedgebury

www.kew.org/visitor (Wakehurst)

www.hilliergardens.org.uk

www.kilworth-conifers.co.uk

www.oregongarden.org

www.porterhowse.com

www.stanleyandsons.com

www.handynursery.com/

www.hoytarboretum.org

www.jfschmidt.com

Our condolences to long-time member, former ACS Board member and national treasurer, Orlan Gaeddert, on the passing of his wife Lou Ann. Lou Ann Gaeddert died on August 19 in California after battling cancer. She was an accomplished writer of novels, children's books and cookbooks.

Lou Ann and Orlan lived for many years in Canaan, New York and graciously opened their garden for all to enjoy. Many of us remember the beautiful sloping terrain with a wonderful collection of conifers and companion plants. In *Good Housekeeping* magazine, April 1991, Lou Ann spoke of Orlan's work in his garden in this way, "His enthusiasm was so inspiring, I wanted to write about characters who shared his passion."

Both Orlan and Lou Ann were instrumental in the outstanding success of the Northeastern Region's annual meeting in Lenox, Massachusetts in September of 2002.

Thanks to Joan and Frank Goodhart for providing this information to the CQ.

***RICH'S FOXWILLOW
PINES NURSERY, INC.***



*Dwarf Conifers,
Ginkgos,
Beeches,
Hostas & more!*



*Create drama
in your garden
with unique
trees.*

Rich & Susan Eyre
11618 McConnell Road
Woodstock, IL 60098

Phone: 815-338-7442
Fax: 815-338-7446

email: coniflora@richsfoxwillowpines.com
www.richsfoxwillowpines.com

***J. Carlson
Growers, Inc.***
Conifers & Ornamentals

*Specializing in
fine garden plants*



8938 Newburg Road
Rockford, IL 61108
p. (815) 332-5610
f. (815) 332-7495

info@jcarlsongrowers.com

EEK! BAG WORMS ON THE MARCH

by Ellen Kelley

This is a True Story.

It was 5:30 pm and my husband and I were just ready to leave for our usual Friday night supper at a local restaurant. "Look!" my husband exclaimed. He was pointing to the top of the car. I looked. There on the shiny blue surface of our car were what appeared to be several very small bagworms, definitely not what we were accustomed to finding on the top of our car. "What? How?" I gasped. We set aside our plans temporarily and began to look for a possible source of the tiny villains.

"A-ha!" said my husband as he pointed toward a city-authorized brown paper lawn refuse bag. I went around the car to look. On the outside of the lawn refuse bag were several of the wicked worms. Then we cast our glances around the garage. Bagworms were on the walls, on the ceiling, on the garden tools and just about every other surface in the garage. We looked more carefully at the bag; there within was the source—a *Pinus strobus* 'Blue Shag' we had removed because of its deceased condition, and obviously heavily infested with bagworm bags containing eggs. We had failed to notice what should have been easily visible.

We launched our search and destroy mission. We pulled off every bagworm we could reach and swept off the others. We counted nearly 100. We tossed each one into a bucket of soapy water. Then we went to supper.

Another True Story. A friend of ours pulled many bagworms off a blue spruce and dropped them into a garbage can without a lid, sitting outside the garage. The next morning, the garbage can was empty, and the bagworms were back on the tree.

The moral of these tales: when removing bagworms, never take the prisoners alive. Crush them (yuck!), or drown them in soapy water. Whether you find just one or many, remove them and keep looking—they move around and usually you won't find them all the first time you look.

For more information, see my article on bag worms in the Spring '08 issue of the *Conifer Quarterly*.



Bagworm closeup by Jim Kelley

Leaders' Spotlight

Editor's Note: The following is the first in a series of articles planned to familiarize members with current leaders of the American Conifer Society. We have asked each of our present slate of officers and directors to prepare a short biography to let you know about them and their connection to plants and the Society.

From my early teens until my late 30s, I was troubled by a recurring dream that someone was chasing me. The scene of the chase was always a long, low series of parallel tunnels that I could only crawl through on my hands and knees. Occasionally, there would be a break in the wall of the tunnel where I could shift lanes, so to speak, but no matter how fast I went or how many times I shifted lanes, my grim pursuer was right behind me!

One morning, half awake, I started having the dream again and thought to myself, "I wonder if I can manipulate this in any way?" So, I rolled myself over in the tunnel and looked up, and there hanging down were masses of white berries. "Symphoricarpos," I cried out, sitting bolt upright in my bed. "Symphoricarpos!" It didn't take me long to make the connection that those "tunnels" were actually flowering shrub rows abandoned years ago by the Moon Nursery in the fields behind the house where I spent my early years. The "pursuer" was my cousin, Danny Moon, who lived two doors down. The one thing I still find remarkable about this story is that my mind carried around a perfect snapshot of these plants for more than 30 years, which would have been unintelligible to me had

I not gotten into the nursery business and come to know what a *Symphoricarpos* berry looked like. I never had the dream again.

My mother, whose maiden name was Jane Moon, was the first woman calling on the trade as a wholesale nurseryman's representative. She loved her work, and I remember the stories she would tell of interesting people in the business and the experiences she had, all of which must have had its effect, because in 1970, I left the employ of the Xerox Corporation and joined my mother in the nursery business. We had a splendid time together as business associates for nine years until she died, and I am proud to say that of my generation, I am one of the few men who can say he followed his mother into business. She was quite a gal!

I have fared pretty well in the nursery business probably because, as my mother used to say, we carry a recessive gene that connects us with our nurserymen ancestors. They were, of course, the owners of the Moon Nursery that was founded in 1767 in Yardley, Pennsylvania. An old advertisement that hangs on my office wall states "Before the Battle of Trenton, Moons were Nurserymen." I have served the trade for 38 years as a wholesale nurseryman's representative and as a broker of nursery stock. I was Jean Iseli's first salesman, and by virtue of carrying his suitcase to the first meeting on Long Island, I am a founding member of the Society. Being an early devotee of conifers, I started a hobby nursery at my farm in Pennsylvania

approximately 25 years ago, which promptly veered out of control and now consists of 28 acres. It's called the Half Moon Nursery because well, you see, I am a half Moon!

I live in Holicong, Pennsylvania, with the only wife I've ever had, JoAnn. Our daughter Amanda lives with her husband in Brooklyn, New York. We share a stone house built in 1833 with anywhere

between three and four Jack Russell Terriers who keep things lively! We love to travel and work in our gardens and, when time permits, often go off together—she in pursuit of the wily antique, and I in pursuit of the wily trout!

Ridge Goodwin
Vice President and Treasurer



THE ENHANCEMENT OF
NATURE'S DEFINITIVE SPACES

WOLF-RUN NURSERY LANDSCAPES

- RARE AND UNUSUAL PLANTS
- EXOTIC CONIFERS

Karen & Mark Priebe
610-779-5717
Toll Free 877-779-5715 29 Klappenthal Road
Fax 610-779-0555 Reading, PA 19606
E-mail: landscapes@wolfrunnursery.com
wolfrunnursery.com

EVERGREEN GARDENS

ornamental evergreens,
grasses, trough gardens,
unique garden plants

pam@evergreen-gardens.com
515-232-7633
cell: 515-460-3056
please call first

www.evergreen-gardens.com



GEE FARMS

Nursery & Landscaping

10 Acres of Container Plants
Conifers, Hosta, Ornamental Grasses, Perennials
8 Acre Arboretum and Water Features
Specimens and Grafts

Family Owned since 1849
8:00 am till Dusk – 7 days

Gary, Kaye & Kary Gee
14928 Bunkerhill Rd., Stockbridge, MI 49285
PH: (517) 769-6772 or 1-800-860-BUSH
FAX (517) 769-6204

Visit our Web site @ www.geefarms.com for our plant list

YellowWood

RARE PLANTS 

**Specializing in Rare,
Unusual, New, and
Useful Deciduous
Trees, Shrubs
and Conifers**

Mail Order Website will be up
and running January 1, 2008!

www.yellowwoodrareplants.com

Contract propagation
and orders welcome
1-888-442-1600 ext 2



Trees Wanted
Ornamental, Specimen
&
Unique Conifer Trees

Healthy 6-12" caliper material
for Re-Wholesale. Northeast
grown in or out of the
ground, we dig! Individual
pieces or by the lot. Before it
gets too big or you clear cut,
call us!

Contact:
Chris@PlantNJ.com
Phone: 888-752-1100
Fax: 201-785-9181

SUNCREST



GARDENS

2008 is our 62nd year in business.
We offer dwarf and unusual conifers
and Japanese maples.

Please call ahead
(717) 486-5142

816 Holly Pike
Mt. Holly Springs, PA 17065
www.suncrest-gardens.com

You are cordially invited to join the

American Rhododendron Society



Annual Subscription of \$35 (USA)
Benefits: quarterly journal,
seed exchange, chapter affiliation,
conventions

Dues may be sent to:
Laura Grant, Executive Director
P.O. Box 525
Niagara Falls, NY 14304-0525 USA

ARS Website:
<http://www.rhododendron.org>

Letter to the Editor

KINDRED BY CHOICE, BY HOBBY

[The] brotherhood of coniferites is more than any other kinship by blood or language; it is a **fellowship by choice**. That's why I write these lines to *CQ*.

In July 2008, I met a party of U.S. conifer lovers (hobbyists and nurserymen), led by American Conifer Society's immediate past president Mr. Cox and present lady president Mrs. Kelley. [The] itinerary was prepared by [a] Dutch travel agency which consulted the program with some prominent (Czech and foreign) conifer collectors and, excuse me that colloquial expression, *nuts*.

The combination of the commercial proficiency and botanical aspect has shown to be a lucky one. (The professional care of [the tour guide] of the sightseeing aspect of the visit relieved

the hands of their garden companions from their routine day to day's worry.) The official guide, acting as qualified, unbiased, and open, recounts the old and modern Czech history and various aspects of present life in Bohemia.

It does not appertain to me to judge, but I hope the visitors felt it alike.

Jaroslav Kazbal
Praha, Czech Republic
7/31/2008

Note: Jaroslav Kazbal accompanied the recent ACS tour in the Czech Republic as a conifer expert. He seemed to relish this position. He joined in several lively discussions as to identification and origin of particular conifer cultivars, and showed himself to be extremely knowledgeable. Jaroslav was a delightful gentleman with a great sense of humor.



SmallPlants.Com

Let us be your first choice for dwarf conifers, japanese maples, and more.

Evergreen, deciduous, flowering, variegated, and all small!

Online catalog:
www.smallplants.com



Rare And Dwarf
Conifers For
Serious Collectors

Featuring "the collection
that never stops growing."

PORTERHOWSE FARMS®
41370 SE Thomas Road • Sandy, OR 97055
503.668.5834 phone/fax
EMAIL: rdon@porterhowse.com
www.porterhowse.com

New Members

CENTRAL REGION

Patrick Jackson, AR
Andy Schmitz, IA
Matt Hamblin, IA
Shirley Altenhofen, IA
Elizabeth & Andrew Hosmanek, IA
Keith Guess, IA
Jane Denton, IA
Carolyn & Mark Kehrlí, IA
Greg Stuecker, IA
Sylvia Popelka, IA
Joseph Slater, IL
David Myers, IL
Kelvin C. Boyle, IL
Jerry Ellington, IL
Joan Buckles, IL
David & Georgia Reithel, IL
Kathy Day, IL
Kenneth E. Hundrieser, IL
Leonard Koerber, IN
Donald R. Dixon, IN
Laura Snipes, IN
Sandra Lamp, IN
Pamela & James Carter, MI
Nancy B. Simpson, MI
Eileen Long, MN
James M. Sumner, MI
Fredric & Cindy Frownfelder, MI
Kerry McIndoo, MN
Allyson Lomax, MN
Stephen Pierson, MO
Michael Roling, MO
Thomas & Teresa Clayton, OH
Connie Zuga, OH
Steven Lovett, TX
James S. Beard, ASLA & Roxanne Rusch, WI
J. D. & Diane Belanger, WI
Dona Retzak, Thomas Masek, WI
Tate's Tree Company, Bill Tate, WI
Marilyn Dahl, WI
Bonnie Grossenbach, WI
Ryan Soule', WI

INTERNATIONAL

Beijing Botanical Garden, Institute of Botany, Yudan Tang, China

NORTHEASTERN REGION

William & Sandra Journeay, Canada
Haverford College Arboretum, Martha VanArtsdalen, PA
Jackie Cameron, CT
Tim Cicchese, CT
Claire D. Goldthwaite, MA
James L. Griffith, MA
Michael Root McGrath, MA
Wendy Davis, MD
Tom & Margy Gardner, MD
Gail Gee, MD
Marlyn Heintzelman, MD
Julie Brady, MD
Kingsbrae Garden, Canada
Franklin Simpson, NH
Carol Devries, NJ
Lisa & Steven Abramowitz, NJ
Gary H. Mihok, NJ
Brad Bernardini, NJ
Edward & Deborah Shinn, NJ
Kathleen Jacobs, NJ
Kimberly Eierman, NY
Benjamin & Frances A. Burr, NY
Vladimir Gavriloouk, NY
Faisal Al-Khabbaz, PA
Glenn Bustard, PA
Christian Choltko, PA
Hiram Munger, PA
Louis Staph, PA
Elizabeth P. Overton, PA
Ron Gatto, PA
Joan Loeffler, PA
Larry & Marlene Downey, Canada
Karen Blair & Robert Fields, VT

SOUTHEASTERN REGION

Chad Husby, FL
Tom Redmon, GA
Jack & Deborah Hempling, GA
Ryan N. Contreras, GA
Gary Freiberg, GA
Stephen E. Sherling, GA
Sid Wilson, GA
William B. Florence Jr., GA
Debbie & Jerry Parks, GA
Luci Smoak, NC
Elizabeth V. Broome, NC
Jane L. & Thomas J. Davis, NC
Robert & Barbara Smith, SC
South Carolina Botanical Garden, John Bodiford, SC
Linda Ayala, SC
Foster Levy, TN
Sandy Kay, TN
Suzanne I. Askew, TN
Rachel Dahlen, TN
Matt Dawson, TN
Charles Cavender & Paul Martin, TN
Geoffrey Lee, TN
Joanne T. Burns, VA
Cheryl Fee, VA
Sharon Logan, VA
WESTERN REGION
Neal Wiltz, CA
Donna McIntosh, CA
Susan P. J. Lovett, CA
Mark Wallace, CO
Janice Platt, CO
Dr. Bruce Roberts, ID
James E. & Teresa Berry, OR
Molly Hartman, OR
Barbara Hildebrandt, OR
Becky S. Ludden, OR
Richard Orr, Tamara Swanson-Orr, OR
Mark Van Hoef & Chris Ames, OR
James Eggerman, WA
Deborah Riehl, WA
Bethany & Larry Lael, WA

ACS 2009 National Meeting

Hyatt Regency Hotel, Hauppauge, New York

August 6 – 8

by Ridge Goodwin

The Northeastern Region is pleased to host the 2009 annual meeting on Long Island, where we will visit a representative sample of some of the most impressive estates and gardens ever built in this country.

At the turn of the twentieth century, Long Island consisted mostly of rural towns with small fishing villages dotted along its 120 miles of coastline. Coincidentally, in nearby New York City, huge fortunes were being created. Led by the construction of a network of commuter rail lines that would connect the city to this bucolic countryside, Wall Street tycoons and other assorted titans of industry who suddenly found the opportunity to escape the turmoil of the city, began building huge weekend estates for themselves on this beautiful and undeveloped land.

The results were quite remarkable, if for no other reason than the scale of the structures and the magnitude of the gardens unselfconsciously imitating the great baronial houses of Europe that were built several hundred years earlier. The immensity of labor expended in the construction of these estates was astonishing. Building materials came from all over the world, skilled craftsmen were recruited to execute fine detailing in wood and stone, and the interiors were furnished in a manner both regal and sumptuous.

The exteriors of these estates were

no less grand. Huge trees were bare-rooted and thrown around like so many matchsticks, as houses built in potato fields became reforested almost overnight. Grand alees were built, extravagant water features constructed, and lavish gardens created with hundreds of varieties of annuals and perennials. Money was no object when men were happy to work for a few dollars a day, so maintaining a 2,000 rose collection was hardly a problem. Interestingly for conifer enthusiasts, this period of our history also coincided with the opening of China and Japan to plant explorers, unleashing a flood of exotic new plants, particularly conifers, available for the first time to wealthy collectors. This resulted in many of these large estates featuring their own “pinetum,” or plant zoo.

We will visit three of these storied estates, which are very much reminiscent of the lifestyle depicted in F. Scott Fitzgerald’s *The Great Gatsby*: the Planting Fields, Old Westbury Gardens, and the Bayard Cutting Arboretum. All have their old pinetums and their magnificent old specimen trees, and all are beautifully landscaped. Also on our itinerary will be Hofstra University, where we will find a conifer collection that has been assembled over the years, along with other unusual specimen trees.

Last, but by no means least, we will visit what many people believe is the

country's premiere public garden, the New York Botanical Garden in Bronx, New York. Here, we will find the newly restored conifer collection initiated by the late Robert Montgomery, now known as the Benenson Collection of Dwarf and Unusual Conifers. It is here that you will see the original R.H. Montgomery spruce (*Picea pungens* 'Montgomery') and many plants discovered by the late Dr. Sid Waxman in his work with witches' brooms. In the arboretum, you will find an interesting species conifer collection that is used by the research center, which is a very important part of the arboretum. But the best part of the NYBG is the gardens! From the fantastically extravagant Enid Haupt glass conservatory through acres of ever-changing floral displays, masses of

flowering shrubs, ancient trees, and wonderful specimens—the strange, the curious, the bizarre—it's all here waiting for you. Mark your calendars now!

**Don't miss your
Conifer Quarterly!**

Contact the Society with
your new address.

John Martin
American Conifer Society
175 Charisma Lane
Lewisville, NC 27023-9611

Did you know?

by Maud Henne

- A mature hemlock can produce cones up to 450 years of age.
- A healthy tree will produce its first cone crop at the age of about 20 years.
- The oldest hemlock recorded is 988 years old.
- The tallest is 166 feet.

Source: Peterson Field Guides *Eastern Forests* pages 74 and 75



"But, super hardy
does not need to
mean boring!"

Ed Remsrola



30590 SE Kelso Rd.
Boring, OR 97009
800-777-6202

Directorate

Officers

<i>President</i>	Ellen Kelley, 3445 Oakory Ln, Bettendorf, IA 52722-3938 PH (563) 650-2212
<i>Vice President</i>	Ridge Goodwin, P.O. Box 310, Holicong, PA 18928
<i>Treasurer</i>	PH (215) 794-3216
<i>Secretary</i>	Kathleen Pottratz, 42438 SW Vandehey Rd., Gaston, OR 97119 PH (503) 985-7561, E-mail: kpottz@highstream.net
<i>Past President</i>	Tom Cox, 1621 N Lake Dr., Canton, GA 30115 PH (770) 772-9747, FAX (770) 663-4063, E-mail: coxarb@bellsouth.net

Directors

<i>Term expires 2010</i>	Scott Burrell, 428 North Boulevard, Richmond, VA 23221 PH (804) 339-0873, FAX (804) 354-8247, E-mail: scott@vahistorical.org
	Christopher Daeger, Stanley M. Rowe Arboretum, 4600 Muchmore Rd, Cincinnati, OH 45243 PH (513)-561-5151, E-mail: cdaeger@ihill.org
	Joe Harris, III P. O. Box 518 Boring OR 97009-0518 PH (503)-663-3822, E-mail: jharris@iselinursery.com
	Gerald Kral, 900 Winton Rd. N, Rochester, NY 14609 PH (585) 288-5082, E-mail: gkral1@rochester.rr.com

Regional Presidents

<i>Northeastern Region</i>	Larry Nau, 25 Knollwood Dr., Churchville, NY, 14428 PH (585) 202-1815, E-mail: lnau@frontiernet.net
<i>Central Region</i>	Bill Barger, 3200 Rohrer Rd, Wadsworth, OH 44281 PH (330) 336-9695, E-mail: billb@conifergarden.com
<i>Western Region</i>	Brian Jacob 13455 SE Lafayette Hwy., Dayton, OR 97114 PH (503) 868-7941 Email: bjacob@monrovia.com
<i>Southeastern Region</i>	Duane Ridenour, P.O. Box 361, Jacksboro, TN 37757 PH (865) 310-1026

Conifer Society Staff

<i>National Office</i>	John Martin, 175 Charisma Lane, Lewisville, NC 27023-9611 PH (336) 945-0483, FAX (336) 945-0484, E-mail: conifersociety@aol.com
<i>Editor, Conifer Quarterly</i>	Evelyn Cox, 1621 N. Lake Drive, Canton, GA 30004 PH (770) 663-7576 E-mail: ConiferQuarterly@bellsouth.net
<i>Graphic Design & Printing</i>	Monya Bames, 2255 Barrett Drive, Cumming, GA 30040, PH (770) 888-0434, E-mail: monya@mindspring.com



Photo taken by Tom Cox of a *Tsuga canadensis* unknown cv. at Boyko Nursery, Oregon

Pinus strobus 'Niagara Falls'
2009 Collectors Conifer of the Year



Full-size Selection
Photo credit: Randall C. Smith, courtesy of Iseli Nursery